



ACURA

AUTOMOBILE DIVISION

American Honda Motor Co., Inc.
1919 Torrance Blvd., - P.O. Box 2215
Torrance, CA 90509-9870

CSC-10056824-9961

VEHICLE IDENTIFICATION NUMBER: XXXXXXXXXXXXXXXXXXXX

PLEASE DELIVER TO REGISTERED OWNER



JK9

T22 **AUTOMIXED AADC 296 PL1 R

D1-0006453



▼ PLEASE DETACH, SIGN BELOW AND PLACE IN RETURN ENVELOPE ▼

INFORMATION CHANGE CARD

PLEASE PROVIDE NAME AND ADDRESS CORRECTIONS ON THE REVERSE SIDE

XXXXXXXXXXXXXXXXXXXX

◀ VEHICLE IDENTIFICATION NUMBER

JK9



PLEASE SIGN AND RETURN THIS CARD
ONLY IF YOU HAVE MADE CHANGES

AHA001 0006453

I no longer own this vehicle. It was:

- Sold (*print name and address of new owner on reverse, if known*)
- Exported
- Destroyed
- Stolen
- Lease expired, vehicle returned.
- Other:

Nota:

Si usted necesita esta información en español por favor comuníquese con Servicio al Cliente al 800-999-1009 y seleccione la opción 4.

Signature: **X**

Date: _____

SIGNATURE OF REGISTERED OWNER OR LESSEE REQUIRED



ACURA

AUTOMOBILE DIVISION

American Honda Motor Co., Inc.
1919 Torrance Blvd., – P.O. Box 2215
Torrance, CA 90509-9870

November 2014

Dear MDX owner:

To ensure Acura clients have the best ownership experience, new software is sometimes released to improve the operation of our product. Recently, we released a software update for the audio, navigation, and hands-free phone systems in your navigation-equipped MDX. This software update provides functional and graphical improvements to make the systems more user friendly.

A few examples of improvements include:

- Enter a destination address by saying the entire address using voice commands.
- Adjust navigation guidance volume using the audio volume knob or steering wheel controls.
- Customize audio source locations—put your most used selections in the order you want.
- Tune or store audio presets and viewing artist and song title information—all from one screen.

A brochure detailing more specific improvements is included, and is also available at your dealer. In addition, we have created some helpful videos explaining the changes and showing the new functionality, available at www.youtube.com/user/Acura under the ODMD Playlist.

Our records tell us that you are the current owner or lessee of a 2015 MDX eligible for this update. To take advantage of the improved functionality, please call your Acura dealer and schedule a service appointment before November 1, 2015. After this date, the offer will expire. The software update is provided free of charge and takes a few hours to download onto your vehicle.

We believe the updated software will provide you greater satisfaction with your vehicle, and we encourage you to take advantage of this update. If you have questions about this notice, or need assistance with locating an Acura dealer, please call Acura Client Relations at (800) 382-2238.

If you have received this notice in error, or the name/address information is not correct, please complete, sign, and return the enclosed postage-paid Information Change Card so we can update our records.

Thank you for your continued loyalty to Acura.

Sincerely,

Bruce T. Smith
Senior Vice President
American Honda Motor Co., Inc.

Noviembre del 2014

Estimado propietario de un vehículo MDX:

Para garantizar que los clientes Acura tengan la mejor experiencia como propietarios, algunas veces se presenta al mercado nuevos programas para mejorar el funcionamiento de nuestros productos. Recientemente, nosotros presentamos una actualización de programa para los sistemas de audio, navegación y teléfono manos libres en su vehículo MDX equipado con navegación. Esta actualización de programa brinda mejoras gráficas y funcionales para hacer que los sistemas sean más fáciles de usar.

Algunos de los ejemplos de las mejoras incluyen:

- Ingresar una dirección de destino, diciendo la dirección completa utilizando los comandos de voz.
- Ajustar el volumen de la guía de navegación utilizando la perilla de volumen de audio o los controles del volante de la dirección.
- Personalizar las ubicaciones de fuentes de audio - colocar las selecciones más utilizadas en el orden que usted desea.
- Sintonizar o almacenar las estaciones preseleccionadas y ver la información de artista y título de la canción - todo desde una sola visualización en la pantalla.

Se incluye un folleto que detalla las mejoras específicamente y también está disponible en su concesionario. Además, nosotros hemos creado algunos videos de mucha ayuda explicando los cambios y mostrando la nueva funcionalidad, disponible en www.youtube.com/user/Acura bajo "ODMD Playlist".

Nuestros registros indican que usted es propietario o arrendador de un vehículo MDX 2015, elegible para esta actualización. Para tomar ventaja de la funcionalidad mejorada, por favor comuníquese con su concesionario Acura y programe una cita de servicio antes del 1ro de noviembre del 2015. Después de esta fecha, la oferta expirará. La actualización del programa es sin costo alguno y toma algunas horas para descargar en su vehículo.

Nosotros creemos que el programa actualizado mejorará su satisfacción con su vehículo y lo animamos a que tome ventaja de esta actualización. Si tiene preguntas acerca de esta notificación o si necesita ayuda para ponerse en contacto con un concesionario Acura, por favor comuníquese con Relaciones con el cliente Acura al (800) 382-2238.

Si ha recibido esta notificación por error o la información de nombre/dirección no está correcta, por favor complete, firme y devuelva la Tarjeta de Cambio de Información anexa con el porte pagado, para actualizar nuestros registros.

Gracias por su constante lealtad con Acura.

Atentamente,

Bruce T. Smith
Vicepresidente Senior
American Honda Motor Co., Inc.

Audio improvements

Storing presets



When playing FM, AM, or SiriusXM® radio, tune to stations directly from the ODMD preset screen.

Song information



Artist and track information is viewable, when available, on both the main ODMD screen and preset screen.

Play modes



Basic audio functions (such as scan, random, repeat, sound settings, etc.) can be selected from the main ODMD screen.

Audio source customization



Customize audio sources on the ODMD screen in the order you want using the Edit Order option in the Audio Source screen.

Navigation improvements

Full address entry by voice



From the voice portal, you can say the full destination address. Press the Talk button, say "Address," and follow the prompts.

Guidance volume adjustment

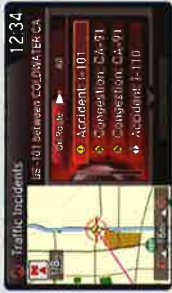


Adjust the guidance volume during guidance using the steering wheel volume dial or audio volume knob.

Traffic



Free-flow traffic is a brighter green, which is easier to see on the map.



Press the Talk button and say "Display traffic" to show traffic incidents in the area.



From the map menu, you can use the interface dial to display or hide traffic flow on the map.

Address book/place category scrolling



Use the interface dial to scroll through your address book or a listing of place categories while driving.


Phone improvements

Phone pairing help



Helpful prompts appear during the phone pairing process.


Call option scrolling



Use the interface dial to scroll through and select numbers in your phonebook, call history, and speed dial list while driving.

Additional improvements

Voice recognition settings



Voice recognition settings are easier to find under the System Settings option.



The upper screen displays audio, navigation, phone information, and more. Use the interface dial to control and operate this screen.

The On-Demand Multi-Use Display (ODMD) is the center touchscreen that displays audio, phone, and climate control information.



Press the Talk button to say voice commands. Listen to a system prompt if desired, followed by a beep before saying a command.

When you want to say a voice command, the system explains that you can interrupt the voice prompt by simply pressing the Talk button again.

In a continuing effort to enhance vehicle features, Acura has recently introduced a software update for the MDX.

Take a look through this brochure to familiarize yourself with some of the improvements.

You can also view helpful videos demonstrating some of the new functionality at www.youtube.com/user/Acura under the ODMD playlist.

Software Improvements for Your 2015 MDX



Software Improvements for Your 2015 MDX
©2014 American Honda Motor Co., Inc. — All rights reserved
Printed in U.S.A.
BSP00312

Sirius, XM, and all related marks and logos are trademarks of Sirius XM Radio Inc. and its subsidiaries.

The Bluetooth® word mark and logos are registered trademarks owned by Bluetooth SIG, Inc., and any use of such marks by American Honda Motor Co., Inc. is under license. Other trademarks and trade names are those of their respective owners.

Helm reorder #E2594

