

**HYUNDAI**NEW THINKING.
NEW POSSIBILITIES.**Technical Service Bulletin**

GROUP

CAMPAIGN

NUMBER

14-01-022

DATE

JUNE 2014

MODEL(S)

**ALL 2014 KOREA
BUILT VEHICLES****SUBJECT:** 2014MY OWNER'S HANDBOOK MISPRINT
(CUSTOMER NOTIFICATION # 704)*** IMPORTANT*********DEALER STOCK ONLY*******

Dealers must perform this Service Campaign on all affected vehicles prior to customer retail delivery.

When a vehicle arrives at the Service Department, access Hyundai Motor America's "Warranty Vehicle Information" screen via WEBDCS to identify open Campaigns.

Description: Certain vehicles manufactured in Korea may have been issued incorrect "2014 Owner's Handbook & Warranty Information" manuals. Retailed customers were mailed replacement owner's handbook. This bulletin describes the procedure to replace the owner's handbook for Dealer Stock vehicles.*** IMPORTANT**A listing of vehicles for Customer Notification #704 is located on WEBDCS, SERVICE tab, select INFORMATION, and select UNCOMPLETED CAMPAIGN VIN LISTING – DEALER STOCK.**Applicable Vehicles:** Korea built vehicles produced from December 15, 2013 through February 15, 2014 (All vehicles) and Equus (VI) produced from December 15, 2013 through April 28, 2014.**Parts Information:**

A set of Owner's Handbooks will be sent to each dealer. Additional Handbooks can be ordered through your facing PDC.

Part Number	Before	After
NAALL-EQUUS	Print Date <u>11/19/2013</u> for Equus (VI)	Print Date <u>5/08/2014</u> for Equus (VI)
NAALL-ALL14	Print Date <u>11/19/2013</u> for all Korea Built Vehicles	Print Date <u>5/08/2014</u> for all Korea Built vehicles

Warranty Information:


Model	Op. Code	Operation	Op. Time
ALL Korea Built Vehicles	HANDBK14	Replacement of 2014MY Handbook	*Sublet

NOTE: Submit Claim on Campaign Claim Entry Screen**NOTE:** Sublet amount of \$5.00 will be paid on every approved claim.

Circulate To: General Manager, Service Manager, Parts Manager, Warranty Manager, Service Advisors, Technicians, Body Shop Manager, Fleet Repair


Service Procedure:

1. Open the glove box Material Package and remove the existing 2014MY Owner's Handbook & Warranty Information manual with a printing date of 11/19/2013 shown on the back of the manual.




Printing : NOV. 19, 2013
Publication No. : PAVI-131119
Printed in Korea

2. Replace with a new 2014MY Owner's Handbook & Warranty Information manual with a printing date of 5/08/2014 shown on the back of the manual.



Printing : May. 08, 2014
Publication No. : PAVI-140508
Printed in Korea



Printing : May. 08, 2014
Publication No. : PAVI-140508
Printed in Korea