



GROUP
Engine

MODEL
Sorento (BL)
2003~2006MY

NUMBER
PS233

DATE
January 2013




TECHNICAL OPERATIONS

**SUBJECT: UNUSUAL FUEL TRIM VALUES AND/OR MISFIRE CODES
AFTER INCORRECT ENGINE REPAIR**

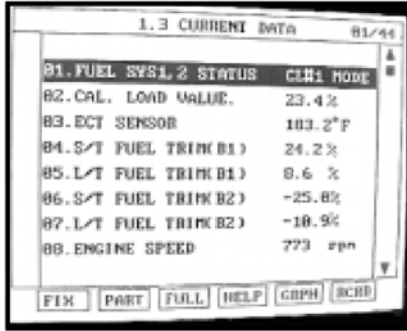
If after an engine repair you encounter a complaint relating to MIL on (DTC P030X) with a misfire during acceleration and/or you find unusual fuel trim values outside the normal parameters, check for proper installation of the fuel injector wire harness. It is possible that the electrical connectors for Bank 1 and Bank 2 have been installed backwards (left bank versus right bank). If the fuel injector wiring harness is installed incorrectly, the HO2S voltages will not fluctuate normally. Bank 1 HO2S will output approximately 0 volts while Bank 2 HO2S output will remain around 1 volt, as the ECM is trying to compensate with fuel trim adjustments. Long term fuel trim values will correspond to the voltage output of the HO2S.

- Low HO2S output voltage = Increased enrichment;
- High HO2S output voltage = Decreased fuel enrichment towards lean.

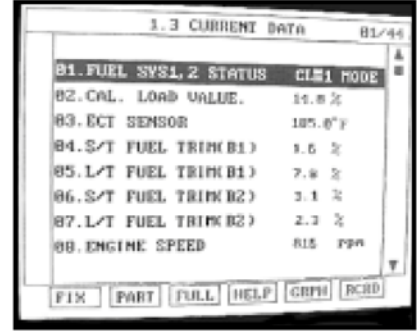
Injector connector B-06 (fuel injector #5, right bank) is closest to X-45: Use it for identification purposes. Route the harness connectors to the proper location and retest. Refer to the sample screenshots on page 2 to verify the condition. Note that these screenshots are from Hi Scan Pro (GDS screens will show similar information).



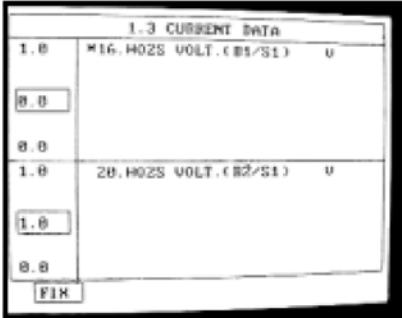
Current Data
(INCORRECT)



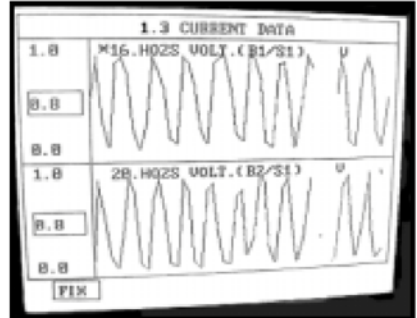
Current Data
(CORRECT)



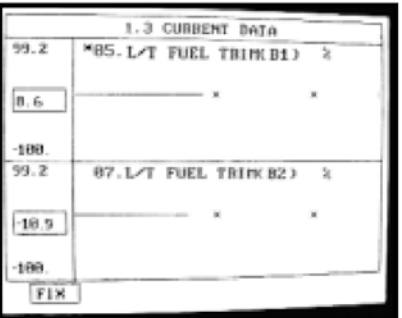
Output Voltage
From HO2s
(INCORRECT)



Output Voltage
From HO2s
(CORRECT)



Fuel Trim Data
(INCORRECT)



Fuel Trim Data
(CORRECT)

