

Classification:

TF16-002

Reference:

ITB17-001

COPYRIGHT © NISSAN NORTH AMERICA, INC.

Date:

January 20, 2017

2014 – 2017 QX60; FLUID LEAK CAUSED BY TRANSFER ASSEMBLY RIGHT SIDE DRIVE SHAFT SEAL

APPLIED VEHICLES: 2014-2017 QX60 AWD (L50)
2014-2017 QX60 Hybrid AWD (L50)

IF YOU CONFIRM

Fluid is leaking from the right side of the transfer assembly (see Figure 1).

NOTE: The fluid leak is not caused by the seal shown in Figure 1.

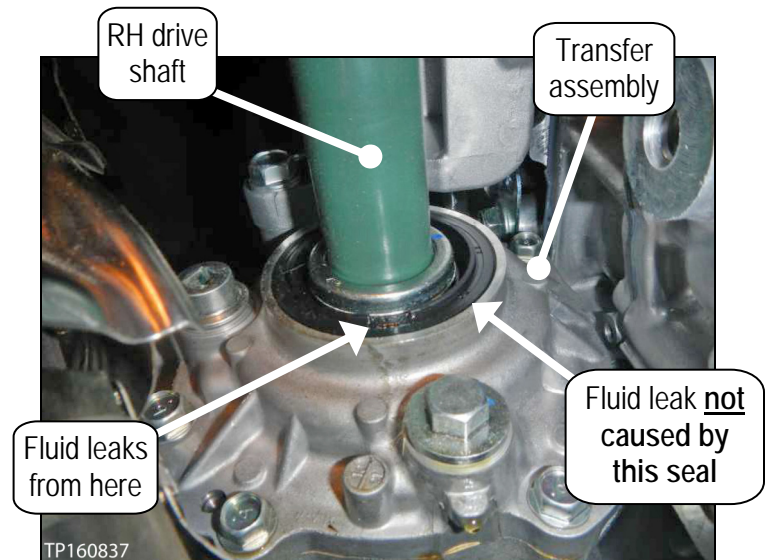


Figure 1

ACTION

1. **DO NOT REPLACE** the transfer assembly.
2. Reseal the transfer assembly.
 - Refer to the Electronic Service Manual (ESM), section DLN – Driveline, for transfer assembly removal, reseal, and installation information.
 - Refer to page 2 and 3 for additional information.

CAUTION: Be careful not to damage the transfer assembly right side drive shaft seal when reinstalling the drive shaft.

Infiniti Bulletins are intended for use by qualified technicians, not 'do-it-yourselfers'. Qualified technicians are properly trained individuals who have the equipment, tools, safety instruction, and know-how to do a job properly and safely. **NOTE:** If you believe that a described condition may apply to a particular vehicle, DO NOT assume that it does. See your Infiniti retailer to determine if this applies to your vehicle.

TY21C transfer assembly – exploded view

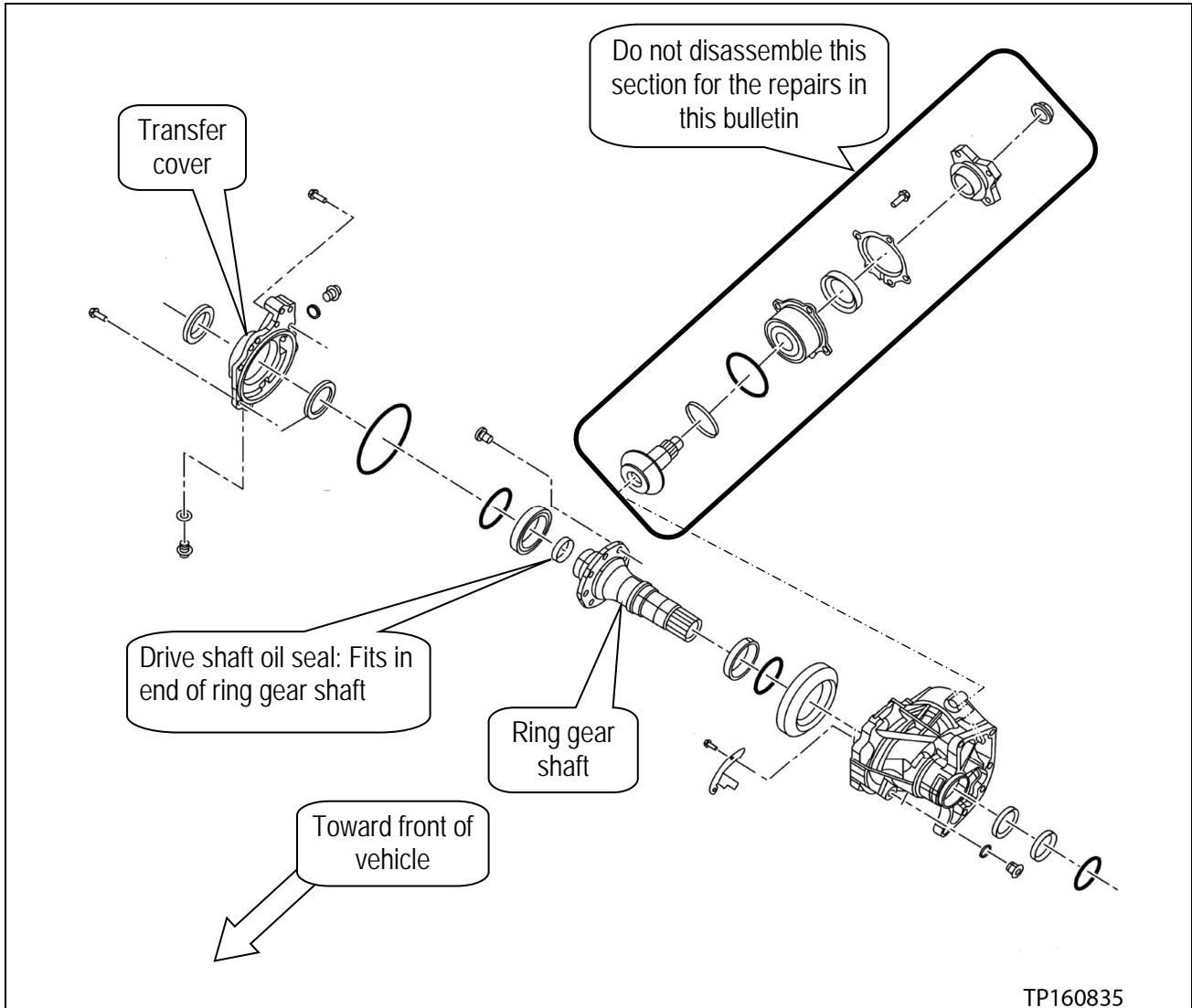


Figure 2




Figure 3

PARTS INFORMATION

QX60 and QX60 Hybrid

SYSTEM GROUP	DESCRIPTION	P/N *	QUANTITY
Transfer assembly	SEAL-OIL, DRIVE PINION (Drive shaft oil seal)	33114-xxxxx	1
	SEAL-OIL (Oil Seal)	33142-xxxxx	1
	SEAL-OIL (Oil Seal)	33142-xxxxx	1
	SEAL-O RING (O-ring)	38343-xxxxx	1
	SEAL-OIL (Oil Seal)	33111-xxxxx	2
	SEAL-O RING (O-ring)	33118-xxxxx	1
	GASKET – FILLER PLUG (Gasket)	11026-xxxxx	2
	BEARING (Ring Gear Bearing, Transfer cover side)	38440-xxxxx	1
	BEARING (Ring Gear Bearing, Transfer cover side)	38440-xxxxx	1
Exhaust	BEARING SEAL, EXHAUST JOINT	20695-xxxxx	2
	GASKET-EXHAUST	20691-xxxxx	1
	NUT	01225-xxxxx	2
	NUT	01223-xxxxx	3
	BOLT	01125-xxxxx	3
Drive shaft	PIN-COTTER	40073-xxxxx	1
	NUT-LOCK, FRONT WHEEL BEARING	40262-xxxxx	1
Strut	NUT	54588-xxxxx	2
Transfer Oil	Genuine Nissan Super Hypoid GL-5 80W-90	999MP-1XGPP0P (1)	5/8 pint

* Refer to FAST (or equivalent) and use the VIN to determine the correct complete Part Numbers for the vehicle you are working ON.

- (1) Order this item through the Infiniti Maintenance Advantage program: Phone: 877-INF-IMA1 (877-463-4621). Website order via link on dealer portal www.NNAnet.com and click on the "Maintenance Advantage" link.

CLAIMS INFORMATION

Submit a Primary Part (PP) line claim using the following claims coding:

DESCRIPTION	PFP	OP CODE	SYM	DIA	FRT
R & I Transfer Assembly	(1)	KA01AA	ZR	32	(2)
Replace Front & Rear Oil Seals		KA041A			(2)

- (1) Refer to the electronic parts catalog (FAST) and use the Pinion Drive Seal part number (33114-*****) as the Primary Failed Part.
- (2) Reference the current Infiniti Warranty Flat Rate Manual and use the indicated FRT.