	GROUP Climate	MODEL 2016MY~ Rio (UB), Sorento (UMa), Sedona (YP) 2017MY~ All Other Models
	NUMBER PS498	DATE May 2017



TECHNICAL OPERATIONS

SUBJECT: ANTI-CONDENSATION LOGIC – NORMAL OPERATION, DISABLING, AND ENABLING

Some Kia vehicles starting with 2016MY and all Kia vehicles, after and including 2017MY, incorporate an anti-condensation logic to prevent the interior windows from becoming excessively fogged. The HVAC control head in these vehicles monitors ambient temperature to determine which settings will best prevent the windows from fogging.




If the system detects lower ambient temperature (about 60°F or below), the anti-condensation logic may automatically set the air intake mode to FRESH, depending on the other HVAC settings.

The anti-condensation logic is also designed to ensure that air intake mode is set to FRESH, as long as all conditions are met. If the user changes the air intake to RECIRCULATION, the anti-condensation logic will take control again after 5 minutes, and change the air intake mode back to FRESH. If this results in an undesired operation, the logic may be enabled or disabled by following the procedure below.

★ NOTICE




Disabling the anti-condensation logic may result in excessively fogged windows, and is not recommended under normal circumstances. Only disable this logic if the customer insists. Inform the customer that the most effective way to prevent window fog is to maintain a clean windshield, have A/C ON and air intake set to FRESH.

2016MY~ Rio (UB), Sorento (UM), Sedona (YP)

1. Turn the ignition to the ON position.
2. Turn the mode selection to the FACE () position.
3. While holding the A/C Button, press the RECIRCULATION () button five (5) times within three (3) seconds.
4. The RECIRCULATION () indicator light will blink three (3) times to signal that the anti-condensation logic has been disabled, or blink six (6) times to signal that the anti-condensation logic has been enabled.

The anti-condensation logic will remain activated or deactivated unless the battery is discharged or disconnected. The anti-condensation logic is enabled by default when the battery is reconnected.

17MY~ All Models Except Rio (UB), Sorento (UM) & Sedona (YP)

1. Turn the ignition to the ON position
2. Turn the mode selection to the FACE () position
3. Hold the RECIRCULATION () button for more than 5 seconds
4. The RECIRCULATION () indicator light will blink 3 times to signal that the anti-condensation logic has been disabled, or blink 6 times to signal that the anti-condensation logic has been enabled.

The anti-condensation logic will remain activated or deactivated unless the battery is discharged or disconnected. The anti-condensation logic is enabled by default when the battery is reconnected.

*** NOTICE**

If the vehicle is equipped with a sunroof, the system may still take control of the air intake setting under certain conditions, even with the defogging logic disabled. Refer to PS472 for more information.