



# Service Bulletin

## PRELIMINARY INFORMATION

**Subject:** Diagnostic Tips for Low Oil Pressure Light On at Idle


**Models:** 2013-2014 Buick Encore  
2009-2011 Chevrolet Aveo  
2011-2014 Chevrolet Cruze  
2012-2014 Chevrolet Sonic  
2013-2014 Chevrolet Trax (Canada Only)  
2009-2010 Pontiac G3, Wave  
2008-2009 Saturn Astra  
Equipped with Engine RPOs LUJ, LUV, LUW, LWE, LXV, 2H0

*This PI has been revised to add models and engine RPOs. Please discard PI0909A.*


### Condition/Concern

Some customers may comment on the low oil pressure light coming on or flashes on and off at idle.


This may be caused by oil pressure being bled off due to debris in the oil drain check valve and/or a smashed oil filter.



During an oil change, it is possible for the tabs on the oil filter, as shown in the illustration above, to break off and fall into the oil filter housing.



This piece may become lodged under the oil filter housing drain check valve, causing it to remain open when the new filter is installed as shown in the illustration above. This will allow oil to drain back into the oil pan and reduce the pressure allowed to the engine.



Shown in the illustrations above is an oil filter that was installed improperly, which caused the oil filter to be smashed and cannot close the oil filter drain check valve.

### **Recommendation/Instructions**

Use a manual pressure gauge to check oil pressure. If the pressure is low, remove the oil filter and confirm proper operation of the oil filter drain check valve. If the valve does not seal or it is held open, repair as necessary and recheck oil pressure.

---

GM bulletins are intended for use by professional technicians, NOT a "do-it-yourselfer". They are written to inform these technicians of conditions that may occur on some vehicles, or to provide information that could assist in the proper service of a vehicle. Properly trained technicians have the equipment, tools, safety instructions, and know-how to do a job properly and safely. If a condition is described, DO NOT assume that the bulletin applies to your vehicle, or that your vehicle will have that condition. See your GM dealer for information on whether your vehicle may benefit from the information.



WE SUPPORT VOLUNTARY TECHNICIAN CERTIFICATION