



Service Bulletin

TECHNICAL

Subject: Malfunction Indicator Lamp (MIL) ON, Reduced Power Mode and DTCs

Attention: This Bulletin also applies to any of the listed vehicles exported to the U.A.E. (Middle East).

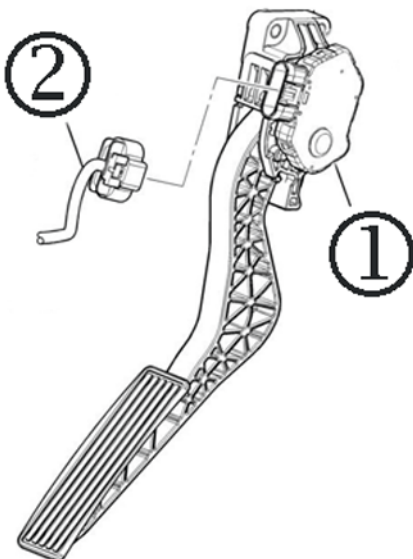
Brand:	Model:	Model Year:		VIN:		Engine:	Transmission:
		from	to	from	to		
Chevrolet, GMC	Equinox, Terrain	2010	2015			All	All

Condition	Some customers may comment that the Malfunction Indicator Lamp (MIL) is ON, Reduced Power Mode active, along with DTCs.
Cause	The Accelerator Pedal Position (APP) Sensor wiring harness may be mis-routed and under tension, damaging the connector, causing a poor connection.



Correction

Replace Accelerator Pedal Position (APP) Sensor assembly part number 25798449, and APP harness part number 13584094. Reroute the harness.

Service Procedure



Accelerator Pedal Position (APP) Sensor assembly (1) and APP harness (2)



Incorrect APP harness (3) routing / Correct APP harness (4) routing (Viewed from under instrument panel)

1. Inspect the Accelerator Pedal Position (APP) Sensor harness connector B104 (2) for fretting or damage and for proper routing. If damage found, proceed to Step 2. If no damage found, follow normal SI diagnostics.
2. Replace the Accelerator Pedal Position (APP) Sensor assembly (1). Refer to *Accelerator Pedal with Position Sensor Assembly Replacement* in SI.
3. Replace the Accelerator Pedal Position (APP) Sensor harness (2) and ensure the correct routing (4). The harness must be routed below the Onstar® coax cable. Refer to *Splicing Copper Wire Using Splice Sleeves* in SI.
4. Verify the repair. Refer to *Diagnostic Repair Verification* in SI.

Parts Information

Description	Part Number	Qty
CONNECTOR ASM, WRG HARN W/LEADS	13584094	1
PEDAL, ACCEL	25798449	1

Warranty Information

Labor Operation	Description	Labor Time
5480238*	Inspect harness, splice 6 wire pigtail connector. Replace Accelerator Pedal Position (APP) sensor	1.2 hrs

*This is a unique Labor Operation for Bulletin use only. It will not be published in the Labor Time Guide.

Version	1
Modified	

GM bulletins are intended for use by professional technicians, NOT a "do-it-yourselfer". They are written to inform these technicians of conditions that may occur on some vehicles, or to provide information that could assist in the proper service of a vehicle. Properly trained technicians have the equipment, tools, safety instructions, and know-how to do a job properly and safely. If a condition is described, DO NOT assume that the bulletin applies to your vehicle, or that

your vehicle will have that condition. See your GM dealer for information on whether your vehicle may benefit from the information.



WE SUPPORT VOLUNTARY TECHNICIAN CERTIFICATION