

Tech Tips

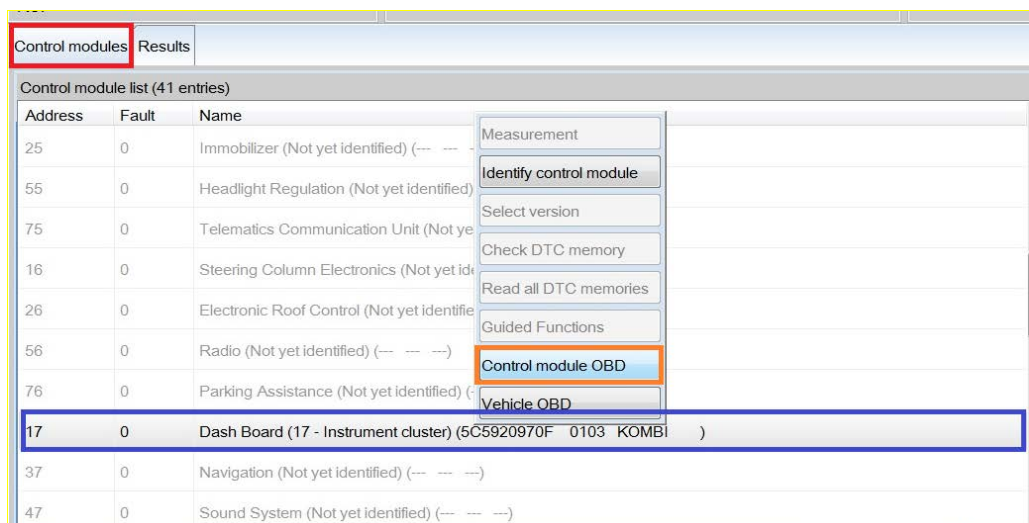
TT 90-13-02

Date: August 23, 2013

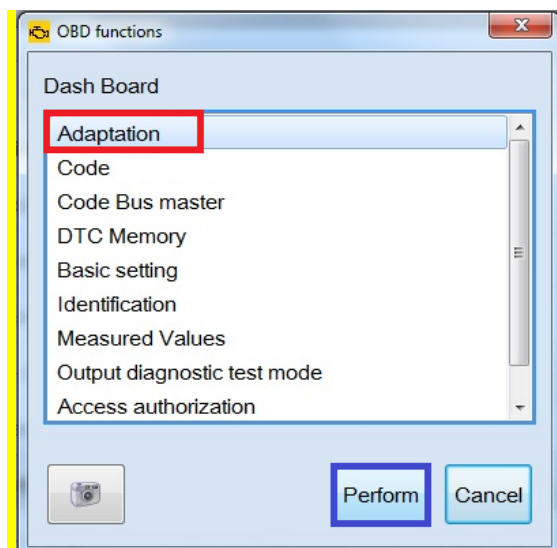
2010-2014 Touareg, 2012-2014 Passat 2011-2014 Jetta-
Resetting Inspection Service and Interval Service

June 6, 2014: Update to Information

Under the "Control Module" tab right click on address word "17 Dash Board". Open "Control module OBD".

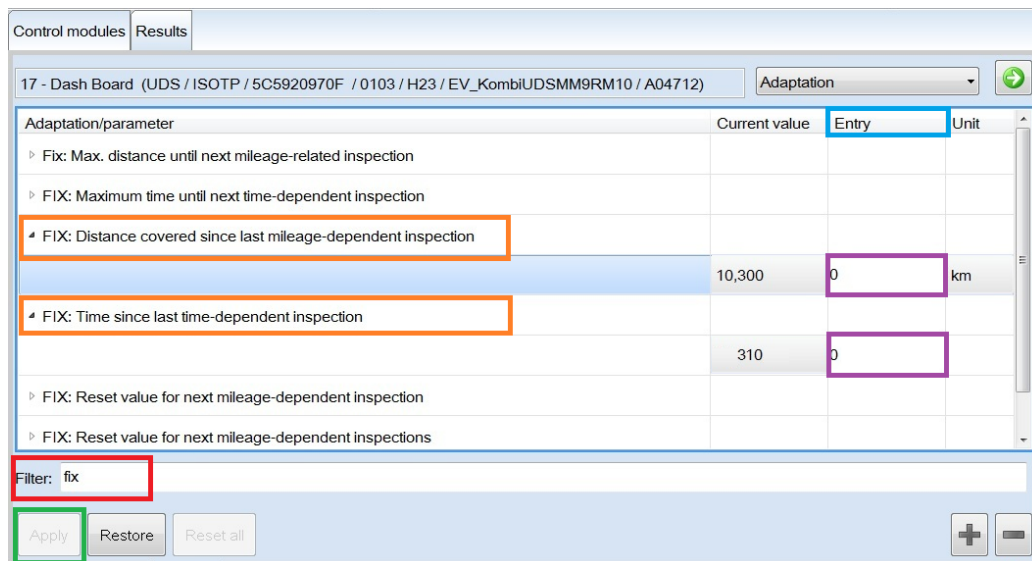


Click "Adaption" then click the "Perform" button.



Service Information

In the “Filter” box type “fix” this will reduce the selections to choose from. Find and double click on “FIX: Distance covered since last mileage- dependent inspection” and “FIX: Time since last time- dependent inspecting”. Under the “Entry” header click the box next to the current value, set the entry to 0 for both adaptations. After changing values to 0 you may need to click out of the entry box to have the “Apply” button light up. Click “Apply” .

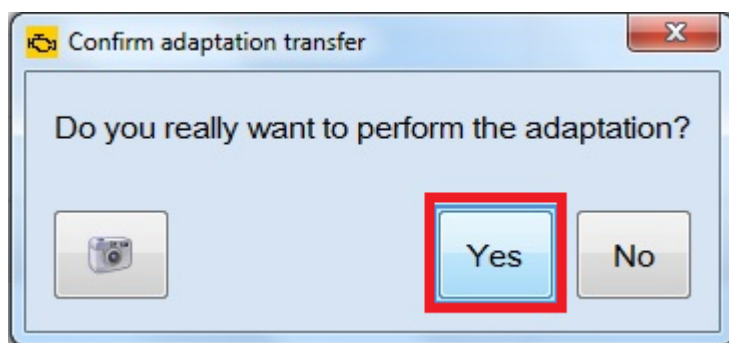


Adaptation/parameter	Current value	Entry	Unit
Fix: Max. distance until next mileage-related inspection			
Fix: Maximum time until next time-dependent inspection			
Fix: Distance covered since last mileage-dependent inspection	10,300	0	km
Fix: Time since last time-dependent inspection	310	0	
Fix: Reset value for next mileage-dependent inspection			
Fix: Reset value for next mileage-dependent inspections			

Filter: fix

Apply Restore Reset all

There should be at least one POP up window. Click the “Yes” button.



Confirm the “Current value” has saved to 0.