



2015 Jetta



Das Auto.

Engine	Part	Part Number	Quantity
2.0L CBPA	Oil Filter	06A-115-561-B	1
	VW 502 00 Use synthetic oil SAE 5W-40, SAE-5W-30	N/A	3.6L (3.8qt)
	Drain Plug Gasket	N-91086801	1
	Air Filter	1F0-129-620	1

Engine	Part	Part Number	Quantity
1.8L Turbo: CPKA, CPRA	Oil Filter	06L-115-562	1
	VW 502 00 Use synthetic oil SAE 5W-40, SAE-5W-30	N/A	5.5L (5.7qt)
	Drain Plug Gasket	N-0138157	1
	Air Filter	5C0-129-620	1

Engine	Part	Part Number	Quantity
2.0L Turbo GLI: CPLA, CPPA	Oil Filter	06L-115-562	1
	VW 502 00 Use synthetic oil SAE 5W-40, SAE-5W-30	N/A	5.5L (5.8qt)
	Drain Plug Gasket	N-0138157	1
	Air Filter	5C0-129-620	1

Engine	Part	Part Number	Quantity
1.4L Hybrid: CNLA	Oil Filter	04E-115-561-H	1
	VW 502 00 Use synthetic oil SAE 5W-40, SAE-5W-30	N/A	4.0L (4.2qt)
	Drain Plug Gasket	TBD	1
	Air Filter	04E-129-620	1
	Fuel Filter (Every 20K miles)	1K0201051K	1



2015 Jetta



Das Auto.

Engine	Part	Part Number	Quantity
2.0L TDI: CVCA <i>(California Emissions States only)</i>	Oil Filter	03N-115-562	1
	VW 507 00 Use synthetic oil SAE 5W-30	N/A	5.5L (5.8qt)
	Drain Plug Gasket	N-90813202	1
	Air Filter	1K0-129-620-D w/PR-0Y2	1
	Fuel Filter (20K Only)	5Q0127177	1

Engine	Part	Part Number	Quantity
2.0L TDI: CVCA	Oil Filter	03N-115-562	1
	VW 507 00 Use synthetic oil SAE 5W-30	N/A	5.5L (5.8qt)
	Drain Plug Gasket	N-90813202	1
	Air Filter	1K0-129-620-L w/PR-0Y3	1
	Fuel Filter (20K Only)	5Q0127177	1

Miscellaneous	Part	Part Number	Quantity
Miscellaneous	Pollen Filter (20K Only)	1K0-819-644-B w/ PR-9AK	1
	Pollen Filter (20K Only)	1K1-819-653-B w/o PR-9AK	1
	Driver's Wiper Blade (Left)	5C7-955-425-B	1
	Passenger's Wiper Blade (Right)	5C7-955-426-B	1
	Battery	000-915-105-DE-DSP (61AH/330A)	1
	Battery	000-915-105-DG-DSP (72AH/380A)	1
	Battery	000-915-105-CC-DSP (68AH/380A)	1



2015 Jetta



Resetting the oil change service reminder

If the service was not performed by an authorized Volkswagen dealer or an authorized Volkswagen Service Facility, the oil change service reminder can be reset as follows:

Vehicles with Premium display:

1. Switch off the ignition.
2. Press and hold the **0.0/SET** button in the instrument cluster.
3. Switch on the ignition.
4. Release the **0.0/SET** button.
5. A confirmation message appears in the display. Confirm request with the **OK/RESET** in the windshield wiper lever or the **OK** button on the multi-function steering wheel.

Vehicles with Basic display:

1. Switch off the ignition.
2. Push the **0.0/SET** button in the instrument cluster and hold down.
3. Switch on the ignition.
4. Release the **0.0/SET** button and push the **⏏/⏪** button in the instrument cluster within about 20 seconds.

Resetting the inspection service reminder

If the service was not performed by an authorized Volkswagen dealer or an authorized Volkswagen Service Facility, the inspection service reminder can be reset as follows:

Vehicles with Premium display:

1. Switch off the ignition.
2. Switch on the emergency flashers.

Vehicles with Premium display:

3. Press and hold the **0.0/SET** button in the instrument cluster.

4. Switch on the ignition.

5. Release the **0.0/SET** button.

6. A confirmation message appears in the display. Confirm request with the **OK/RESET** in the windshield wiper lever or the **OK** button on the multi-function steering wheel.

7. Switch off the emergency flashers.


Vehicles with Basic display:

1. Switch off the ignition.


2. Switch on the emergency flashers.


3. Push the **0.0/SET** button in the instrument cluster and hold down.

4. Switch on the ignition.

5. Release the **0.0/SET** button and push the  button in the instrument cluster within about 20 seconds.

6. Switch off the emergency flashers.

 Do **not** reset the service reminder between service intervals; otherwise incorrect information will be displayed.

 The service reminder disappears after a few seconds or after the **OK/RESET** button on the windshield wiper lever or the **OK** button on the multi-function steering wheel has been pushed.



Das Auto.



Das Auto.

Jetta (A6) - 2015 FLUID CAPACITY CHART 8/21/14

Vehicle (Sales Code)	Engine Oil approx. qty. w/filter change	Manual Trans	Auto Trans	Final Drive	Cooling System	Power Steering	Brake System	A/C System	Windshield Fluid
Jetta FWD-Manual	1.8L 170 hp (CPKA/CPRA) 5.5 L (5.7 qt.) <u>VW Oil Spec:</u> VW 502 00**	5-Spd (0A4) 1.9 L (2.0 qt.) <u>Oil PN</u> G 052 512 A2*	N/A	N/A	8.0L (8.5 qt)***	1.0L (1.1 qt.) <u>Fluid P/N</u> G 002 000* Or G 004 000*	1.2 L (1.3qt) (approximately) <u>VW Brake Fluid</u> <u>Specification:</u> Use new fluid only. VW 501 14 or FMVSS 116 DOT 4 <u>Fluid PN</u> B 000 750*	<u>Refrigerant</u> Use only R134a <u>Refrig. Capacity</u> 525 ± 25 grams (18.5 ± 0.9 oz.) <u>Refrigerant Oil</u> Use a PAG oil with R134a <u>Oil PN & Capacity</u> <u>Sanden Cmpr:</u> G 052 200 A2* 110 cc ± 10 cc	3.0-4.0 L (3.1-4.2qt) <u>Fluid PN</u> G 052 164*
Jetta FWD – Auto	Use synthetic oil SAE 5W-40, SAE 5W-30	N/A	6-Spd (09G) Gen. 1 <u>New Fill:</u> 7.0 L (7.4 qt) <u>Change:</u> 3.0L (3.1 qt.) <u>Oil PN</u> G 055 025 A2* Gen. 2 <u>New Fill:</u> 6.1L (6.4 qt) <u>Oil PN</u> G 055 540 A2*	Capacity included with transmission.					

For proper fluid level and filling information, see the Repair Manual and/or Maintenance Manual in ElsaWeb.

* Oil and fluid part numbers are for reference only. Always check with your Parts Department for the latest part information.

**Refer to Technical Bulletin 2012855 for engine oils that meet this VW oil specification.

*** VW Coolant Additive Specification and Part Number: (color is pink) **G 13** (TL-VW 774 J) G 013A8J. **Dilute with Distilled Water.**

© 2014 Volkswagen Group of America, Inc. All rights reserved. Information contained in this document is based on the latest information available at the time of printing and is subject to the copyright and other intellectual property rights of Volkswagen Group of America, Inc., its affiliated companies and its licensors. All rights are reserved to make changes at any time without notice. No part of this document may be reproduced, stored in a retrieval system, or transmitted in any form or by any means, electronic, mechanical, photocopying, recording, or otherwise, nor may these materials be modified or reposted to other sites, without the prior expressed written permission of the publisher.



Das Auto.



Das Auto.

Jetta (A6) - 2015 FLUID CAPACITY CHART

8/21/14

Vehicle (Sales Code)	Engine Oil approx. qty. w/filter change	Manual Trans	Auto Trans	Rear Final Drive	Cooling System	Power Steering	Brake System	A/C System	Windshield Fluid
Jetta FWD-Manual	2.0L MPI 115 hp (CBPA) 3.6 L (3.8 qt.) <u>VW Oil Spec:</u> VW 502 00** Use synthetic oil SAE 5W-40, SAE 5W-30	5-Spd (0AF) 2.0L (2.1 qt.) <u>Oil PN</u> G 070 726 A2*	N/A	N/A	5.0L (5.3 qt)**	1.0L (1.1 qt.) <u>Fluid P/N</u> G 002 000* Or G 004 000*	1.2 L (1.3qt) (approximately) <u>VW Brake Fluid Specification:</u> Use new fluid only. VW 501 14 or FMVSS 116 DOT 4 <u>Fluid PN</u> B 000 750*	<u>Refrigerant</u> Use only R134a <u>Refrig. Capacity</u> 525 ± 25 grams (18.5 ± 0.9 oz.) <u>Refrigerant Oil</u> Use a PAG oil with R134a <u>Oil PN & Capacity</u> <u>Sanden Cmpr:</u> G 052 200 A2* 110 cc ± 10 cc	3.0-4.0 L (3.1-4.2qt) <u>Fluid PN</u> G 052 164*
Jetta FWD – Auto		N/A	6-Spd (09G) Gen. 1 <u>New Fill:</u> 7.0L (7.4 qt) <u>Change:</u> 3.0L (3.1 qt.) <u>Oil PN</u> G 055 025 A2* Gen. 2 <u>New Fill:</u> 6.1L (6.4 qt) <u>Oil PN</u> G 055 540 A2*	Capacity included with transmission.					

For proper fluid level and filling information, see the Repair Manual and/or Maintenance Manual in ElsaWeb.

* Oil and fluid part numbers are for reference only. Always check with your Parts Department for the latest part information.

**Refer to Technical Bulletin 2012855 for engine oils that meet this VW oil specification.

*** VW Coolant Additive Specification and Part Number: (color is pink) **G 13** (TL-VW 774 J) G 013A8J. **Dilute with Distilled Water.**



Das Auto.



Das Auto.

Jetta (A6) - 2015 FLUID CAPACITY CHART 8/21/14

Vehicle (Sales Code)	Engine Oil approx. qty. w/filter change	Manual Trans	Auto Trans	Final Drive	Cooling System	Power Steering	Brake System	A/C System	Windshield Fluid
Jetta TDI	2.0T 150 hp Diesel (CVCA) 5.5 L (5.8 qt) VW Oil Spec: VW 507 00** Use synthetic oil SAE 5W-30	6-Spd (02Q) 2.3L (2.4 qt.) Oil PN G 052 171 A2*	N/A	N/A	8.0L (8.5 qt)***	Electro- Mechanical	1.2 L (1.3qt) (approximately) VW Brake Fluid Specification: Use new fluid only. VW 501 14 or FMVSS 116 DOT 4 Fluid PN B 000 750*	Refrigerant Use only R134a Refrig. Capacity 600 ± 25 grams (19.2 ± 0.9 oz.) Oil PN & Capacity Sanden Cmpr: G 052 200 A2* 110 cc ± 10 cc (3.7 ± 0.3 fl. oz.)	3.0 - 4.0 L (3.1-4.2qt) Fluid PN G 052 164*
Jetta TDI		N/A	6-Spd DSG (02E) <u>New Fill:</u> 7.2L (7.6 qt) <u>Change:</u> 5.2L (5.5 qt) <u>Mechatronic Only</u> 3-4L (3.1-4.2 qt.)	Capacity included with transmission. Oil PN G 052 182 A2*	AdBlue® Tank 14.4 L - (3.8 gal.)**** <u>ISO Standard</u> 22241-1				

For proper fluid level and filling information, see the Repair Manual and/or Maintenance Manual in ElsaWeb.

* Oil and fluid part numbers are for reference only. Always check with your Parts Department for the latest part information.

** Refer to Technical Bulletin 2012855 for engine oils that meet this VW oil specification.

*** VW Coolant Additive Specification and Part Number: (color is pink) G 13 (TL-VW 774 J) G 013A8J. Dilute with Distilled Water.

**** Part Numbers for AdBlue® Reducing Agent: 0.5 gal (1.89 L) G 052 910 A2 for warranty repairs, 2.5 gal (10.0L) GUS 052 910 A3 for Carefree maintenance services.

© 2014 Volkswagen Group of America, Inc. All rights reserved. Information contained in this document is based on the latest information available at the time of printing and is subject to the copyright and other intellectual property rights of Volkswagen Group of America, Inc., its affiliated companies and its licensors. All rights are reserved to make changes at any time without notice. No part of this document may be reproduced, stored in a retrieval system, or transmitted in any form or by any means, electronic, mechanical, photocopying, recording, or otherwise, nor may these materials be modified or reposted to other sites, without the prior expressed written permission of the publisher.



Das Auto.



Das Auto.

Jetta (A6) GLI - 2015 FLUID CAPACITY CHART

8/21/14

Vehicle (Sales Code)	Engine Oil approx. qty. w/filter change	Manual Trans	Auto Trans	Final Drive	Cooling System	Power Steering	Brake System	A/C System	Windshield Fluid
GLI FWD - Manual	2.0 T 210 hp (CPLA/CPPA) 5.5L (5.8 qt) VW Oil Spec: VW 502 00** Use synthetic oil SAE 5W-40, SAE 5W-30	6-Spd (02Q) 2.3 L (2.4 qt) Oil PN G 052 171 A2*	N/A	N/A	8.0L (8.5 qt)***	1.0L (1.1 qt.) Fluid P/N G002 000* or G004 000*	1.2 L (1.3qt) (approximately) VW Brake Fluid Specification: Use new fluid only. VW 501 14 or FMVSS 116 DOT 4 Fluid PN B 000 750 *	Refrigerant Use only R134a Refrig. Capacity 525 ± 25 grams (18.5 ± 0.9 oz.) Refrigerant Oil Use a PAG oil with R134a Oil PN & Capacity For Sanden use: G 052 200 A2* 110 cc ± 10 cc (3.7 ± 0.3 fl. oz.)	3.0-4.0L (3.1-4.2 qt) Fluid PN G 052 164*
GLI FWD - Auto		N/A	6-Spd DSG (02E) New Fill: 6.9 - 7.2 L (7.3 - 7.6 qt) Change: 5.2L (5.5 qt) Mechatronic Only 3-4 L (3.1-4.2 qt.) Oil PN G 052 182 A2*	Capacity included with transmission.					

For proper fluid level and filling information, see the Repair Manual and/or Maintenance Manual in ElsaWeb.

* Oil and fluid part numbers are for reference only. Always check with your Parts Department for the latest part information.

**Refer to Technical Bulletin 2012855 for engine oils that meet this VW oil specification.

*** VW Coolant Additive Specification and Part Number: (color is pink) G 13 (TL-VW 774 J) G 013A8J. Dilute with Distilled Water.



Das Auto.



Das Auto.

Jetta Hybrid - 2015 FLUID CAPACITY CHART 8/21/2014

Vehicle (Sales Code)	Engine Oil approx. qty. w/filter change	Manual Trans	Auto Trans	Final Drive	Cooling System	Power Steering	Brake System	A/C System	Windshield Fluid
Jetta Hybrid FWD – Auto (1624H5) (1625H5) (1626H5) (1627H5)	1.4 L 150 HP (CNLA) 4.0L (4.2 qt) VW Oil Spec: VW 502 00** Use synthetic oil SAE 5W-40, SAE 5W-30	N/A	7-Spd DSG (0CG) New Fill: 2.1 L (2.2 qt) Hydraulic for mechatronic J743 1.0 L (1.0 qt) Oil PN G 052 512 A2*	Bevel Box New Fill: 0.9L (1.0 qt.) Oil PN G 052 145 S2	8.0 L (8.5 qt)***	Electro-Mechanical	1.2 L (1.3qt) (approximately) VW Brake Fluid Specification: Use new fluid only. VW 501 14 or FMVSS 116 DOT 4 Fluid PN B 000 750 *	Refrigerant Use only R134a Refrig. Capacity 525 ± 25 grams (18.5 ± 0.9 oz.) Refrigerant Oil Use a PAG oil with R134a Oil PN & Capacity For Delphi use: G 052 300 A2* 110 cc ± 10 cc (3.7 ± 0.3 fl. oz.) from 10.2008	3.0 L - 4.0 L (3.1 - 4.2 qt) Fluid PN G 052 164*

For proper fluid level and filling information, see the Repair Manual and/or Maintenance Manual in ElsaWeb.

* Oil and fluid part numbers are for reference only. Always check with your Parts Department for the latest part information.

** Refer to Technical Bulletin 2012855 for engine oils that meet this VW oil specification.

*** VW Coolant Additive Specification and Part Number: (color is pink) **G 13** (TL-VW 774 J) G 013A8J. **Dilute with Distilled Water.**

© 2014 Volkswagen Group of America, Inc. All rights reserved. Information contained in this document is based on the latest information available at the time of printing and is subject to the copyright and other intellectual property rights of Volkswagen Group of America, Inc., its affiliated companies and its licensors. All rights are reserved to make changes at any time without notice. No part of this document may be reproduced, stored in a retrieval system, or transmitted in any form or by any means, electronic, mechanical, photocopying, recording, or otherwise, nor may these materials be modified or reposted to other sites, without the prior expressed written permission of the publisher.