



# Technical Bulletin

Model(s)	Years(s)	Eng. Code(s)	Trans. Code(s)	VIN Range From	VIN Range To
Beetle, Beetle Convertible, Jetta, CC, Tiguan, Passat	2016	All	All	All	All

## Condition

91 15 14 December 11, 2015 2042343 Supersedes V911512 dated December 9, 2015 to correct SD card part number.

### MIB2 PQ Discover Media and MIB2 PQ Composition Media Radio Malfunctions

#### Note:

**This bulletin only applies to vehicles equipped with PR code(s) 7UQ or I7B.**

In addition to the symptoms listed below, this programming update proactively improves various other radio characteristics.

#### **The customer may report one or more of the following symptoms:**

- Infotainment system freezes or reboots
- Infotainment system turns off at random
- Navigation system malfunctions or is inoperative
- Navigation announcements speak in German
- Adjustment of subwoofer settings sporadically unavailable in setup menu
- Sirius radio issues
- Compass display in instrument cluster is erratic or malfunctions
- Crackling or static noise from speakers
- Park pilot is inoperative or unavailable
- Automatic clock update for Daylight Savings Time malfunctions
- Abnormal sound output and/or delayed sound output from speakers
- Android Auto malfunctions or is inoperative

#### Note:

**This technical bulletin must be read in its entirety before attempting the software update.**



# Technical Bulletin

---

## Technical Background

This procedure resolves the concern(s) specified above by updating the MIB2 PQ radio software to the latest level **0245**.

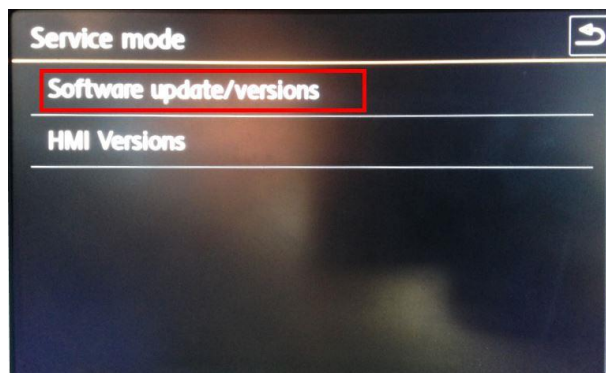
## Production Solution

Not applicable.

## Service

### Software Update Procedure

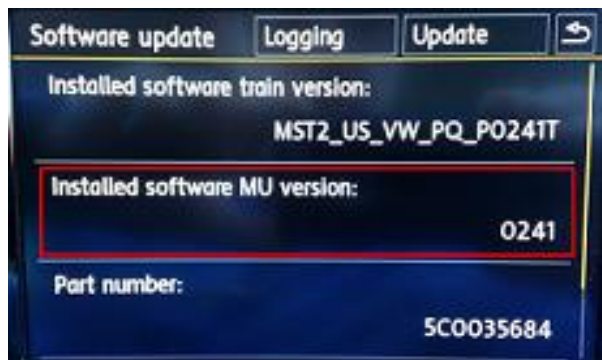
- Connect Midtronics InCharge 940 (INC 940) or GRX3000VAS Tester/Charger to the vehicle's battery.
- Switch the ignition to the ON position.
- Switch ON the radio.
- Check the Software Version by pressing and holding "Menu" button for 10 seconds to enter Service Mode.



- Select "Software update/versions" on the touch screen menu.

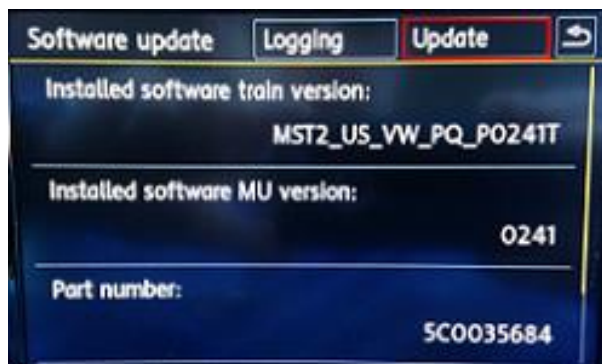


# Technical Bulletin



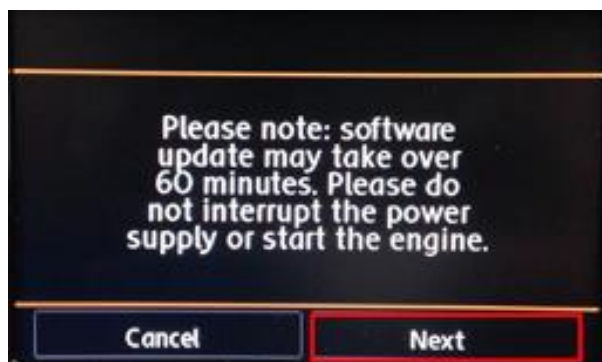
- If the current “Installed SW MU Version” is lower than 0245, proceed with this Technical Bulletin.
- If the current “Installed SW MU Version” is greater than or equal to 0245, this work procedure does not apply.

- Insert the applicable software update SD card into the SD card reader on the face of the radio display.
- Allow the data on the SD card to load.



- Press “Update” on the touch screen menu.

- Press “SD Card” on the touch screen menu.
- Press “MST2\_US\_VW\_PQ\_P0245T (0245-2)” on the touch screen menu.



- Press “Next” on the touch screen menu.
- The update will now take place.



# Technical Bulletin

---



Tip:

The radio may reboot one or more times during the update process. This is normal and not indicative of a malfunction.



- This screen will be displayed once the update process is complete.
- Press the back arrow key on the touch screen display to return to the main menu.

- The update process is now complete.
- Remove the SD card from the SD card reader and store it in a suitable location.



# Technical Bulletin

## Warranty

<b>To determine if this procedure is covered under Warranty, always refer to the Warranty Policies and Procedures Manual <sup>1)</sup></b>					
Model(s)	Year(s)	Eng. Code(s)	Trans. Code(s)	VIN Range From	VIN Range To
Beetle Sedan, Beetle Cabrio, Jetta, CC, Tiguan, Passat	2016	All	All	All	All
<b>SAGA Coding</b>					
<b>Claim Type:</b>		<b>Use applicable Claim Type <sup>1)</sup></b>			
<b>Service Number:</b>	<b>Damage Code</b>	<b>HST</b>		<b>Damage Location (Depends on Service No.)</b>	
9130	0039	--		Use applicable when indicated in Elsa (L/R)	
<b>Parts Manufacturer</b>		Beetle Cabrio, Beetle Sedan, Jetta, CC, Tiguan, Passat		YD5 <sup>2)</sup>	
<b>Labor Operation <sup>3)</sup> : Update programming</b>			91302599 = 40 TU		
<b>Labor Operation <sup>3)</sup> : Charge Battery</b>			27068950 = 10 TU		
<b>Causal Part: Select Labor Operation</b>			91302599		
<b>Diagnostic Time <sup>4)</sup></b>					
<b>GFF Time expenditure</b>	01500000 = 00 TU max.			NO	
<b>Road Test</b>	01210002 = 00 TU 01210004 = 00 TU			NO	
<b>Technical Diagnosis</b>	01320000 = 00 TU max.			NO	
<b>Claim Comment: Input "As per Technical Bulletin 2042343" in comment section of Warranty Claim.</b>					



# Technical Bulletin

- 1) Vehicle may be outside any Warranty in which case this Technical Bulletin is informational only
- 2) Code per warranty vendor code policy.
- 3) Labor Time Units (TUs) are subject to change with ELSA updates.
- 4) Documentation required per Warranty Policies and Procedures Manual.

## Required Parts and Tools

No special tools required.

Tool Description	Tool No:
Midtronics Battery Tester/Charger	InCharge 940 (INC-940) or GRX3000VAS
VAS Diagnostic Tool	VAS 6150/X & VAS 6160/X with ODIS Service with: current online updates
SD Card: MY 2016 Beetle Sedan, Beetle Cabrio, Jetta, CC, Tiguan, Passat	<b>SD0245UD</b>



**Tip:**

Additional copies of the SD card may be ordered from Volkswagen Technical Literature Ordering Center at [www.vw.techliterature.com](http://www.vw.techliterature.com).

## Additional Information

All part and service references provided in this Technical Bulletin are subject to change and/or removal. Always check with your Parts Dept. and Repair Manuals for the latest information.