



October 2017

903 South Main Street • P.O. Box 460 • Middlebury, IN 46540 • (574) 825-5861 • Fax (574) 825-7354

Technical Service Bulletin Notification TSB #17-012

Dear Valued Dealer:

Jayco has determined that certain Model Year 2018 Jay Flight 29RLDS Travel Trailers manufactured with a Hide a Bed (HAB) sofa, require repair under this Technical Service Bulletin. The Bulletin repair is to add legs to the sofa to ensure proper function of the HAB fold out mechanism, and to install a larger bracket to secure the sofa to the floor.

Our records indicate that the following unit is currently part of the inventory at your dealership and requires the Bulletin repair prior to being retail sold:

Serial Number

The coverage period for this Technical Service Bulletin is for one (1) year from the release of this notification. (October 2017- October 2018). If you have sold this affected vehicle, please contact the current owner regarding this Service Bulletin and process the Warranty Registration for this customer. All pertinent information regarding this Bulletin is on file under the Service and Parts Tab of Jayco Partners. If you have questions regarding this Service Bulletin, please contact Jayco Customer Service at 800-283-8267.

We apologize for any inconvenience this may cause.

Sincerely
Jayco Towables

TECHNICAL SERVICE BULLETIN



TSB# 17-012

Date of Publication October 2017

Job Code 9801361

Series/Flat Rate .5 hr

NOTE: This Technical Service Bulletin will be valid for (1) year from the original date of publication. REQUIRES PARTS KIT

ACTION REQUIRED

Add legs to Hide A Bed (HAB) to ensure proper function of the fold out mechanism. Add larger brackets to HAB to properly secure to floor. Current brackets will be too short after legs are installed.

AFFECTED UNITS

2018 Jay Flight 29 RLDS "TN" Travel Trailers with Hide A Bed sofa option.

PARTS KIT 17-012JT

Note: Kit can only be ordered using the order form included with this bulletin.

2 Wrapped Plywood support boards and 8 -3" screws
4 Legs and 8-3" screws
2 Support Brackets 1" x 3" x 7" and 6 screws

Misc. Tools and Supplies

Screw gun with #2 square drive bit
Pliers and Hammer

Instructions



FIG 1




FIG 2

FIG 1: Hide A Bed sofa (HAB)

FIG 2: Unfold the HAB by lifting the back of the seat cushion and pulling up and out.

Locate the two aluminum support brackets that are screwed to the floor toward the front of the sofa, underneath the fold out cushion.





FIG 3: Current aluminum bracket that secures the sofa to the floor in two locations are too short when legs are added. Remove the aluminum brackets and discard.(**Fig 3**).

FIG 4: Turn the sofa upside down. Remove the cable clamps holding the wiring harness on one end of the sofa.

Add a leg to each end of the wrapped plywood support boards with two 3" screws. Put two 3" screws near the front & rear of new plywood board. Make sure the wood screws are penetrating into the wood inside the arm structure.

The wrapped plywood support board with legs will be toward the rear of the sofa. Due to the short slide floor, you will **NOT** install this plywood board toward the front of the sofa.





FIG 5: Attach the plywood support (with two legs) at each end of the HAB.
NOTE: The plywood pieces in the Bulletin Parts Kit will be wrapped with a black fabric.
 Use **four 3" screws** to attach a support board to each end of the sofa.
Make sure the wire harness is not pinched between sofa and the plywood support.
 Re-attach the wire harness with cable clamps removed in **Fig 4**.

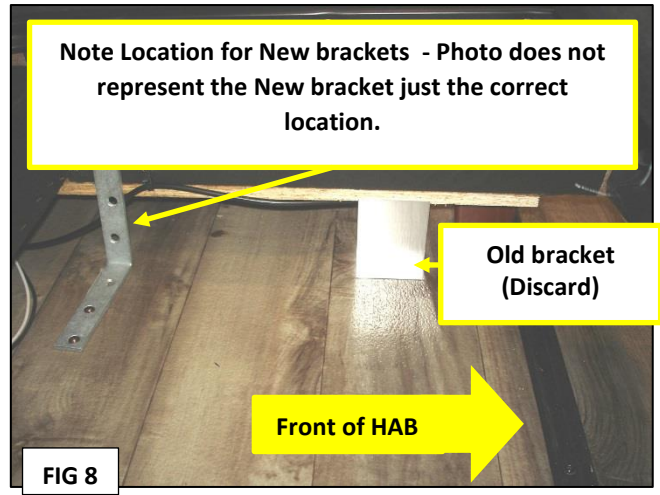



FIG 7 - 8: Turn HAB right side up and place it back in its original location, sitting slightly away from the wall. Install the two new support brackets (one screw to short side – two screws to long side) in the locations shown near the back of the HAB, near the cushion support.

Test the HAB mechanism to ensure proper function.

Jayco Service / Parts
 TSB Order Form
 Fax (800) 825-8409



TSB 17-012
Hide a Bed
2018 Jay Flight 29RLDS

Date of Publication: October 2017

Dealer Name: _____

Dealer Account Number: _____

Phone: _____ Fax: _____

Ship To: _____

P.O.# _____

Attn: _____

Ship Via: _____

Each unit serial number MUST be recorded when ordering.

Quantity Ordered	Serial Number of Unit (Last 8 Digits)	Part Number <i>One Kit per Unit</i>	U/M	Unit Price	
1		17-012JT KIT, Hide A Bed	9801361	EA	N/C
1		17-012JT KIT, Hide A Bed	9801361	EA	N/C
1		17-012JT KIT, Hide A Bed	9801361	EA	N/C
1		17-012JT KIT, Hide A Bed	9801361	EA	N/C
1		17-012JT KIT, Hide A Bed	9801361	EA	N/C
1		17-012JT KIT, Hide A Bed	9801361	EA	N/C
1		17-012JT KIT, Hide A Bed	9801361	EA	N/C

THESE PARTS CAN ONLY BE ORDERED USING THIS FORM.
You can not order using the website.



903 South Main Street • P.O. Box 460 • Middlebury, IN 46540 • (574) 825-5861 • Fax (574) 825-7354

October 2017

Technical Service Bulletin Notification TSB #17-012
Unit Serial Number:

Dear Valued Customer:

Jayco has determined that certain Model Year 2018 Jay Flight 29RLDS Travel Trailers manufactured with a Hide a Bed (HAB) sofa, require a service appointment under this Technical Service Bulletin. The Bulletin repair is to add legs to the sofa to ensure proper function of the HAB fold out mechanism, and to install a larger bracket to secure the sofa to the floor.

Our records indicate that your travel trailer is affected by this Service Bulletin. Please contact your nearest Jayco dealer to schedule an appointment and present this letter as authorization to have the procedure completed at **no cost** to you.

The coverage period for this Technical Service Bulletin is for one (1) year from the release of this notification. (October 2017 – October 2018) If you have sold or traded your vehicle, or for any reason cannot have this service performed, please contact the Jayco Customer Service Department at 800-283-8267.

We apologize for any inconvenience this may cause.

Sincerely,
Jayco Towables