



Countries: UNITED STATES
Availability: ISIS, Bus ISIS, FleetISIS, Body Builder, NotSIR
Major System: EZ-TECH SUPPORT
Current Language: English
Other Languages: NONE
Viewed: 6917
Document ID: IK2700090
Revision: 39
Created: 10/17/2014
Last Modified: 6/5/2017
Author: Fausto Coloma

[Less Info](#)

Hide Details

Coding Information

Copy Link 	Copy Relative Link 	Bookmark View My Bookmarks	Add to Favorites 	Print 	Provide Feedback 	Helpful 25	Not Helpful 2
----------------------	-------------------------------	----------------------------------------------------------	-----------------------------	------------------	-----------------------------	--------------------------	-----------------------------

Title: OnCommand EZ-Tech Download Center

Applies To: OnCommand EZ-Tech

CHANGE LOG

Dealers: Please refer to the change log text box below for recent changes to this article..

06/05/2017 - Added NEW drivers for Nexiq USB-Link 2 v2.6.0.2
 05/23/2017 - Added NEW releases for DLB 15577 Db:250, NED v2.53, NavKal v45.38, Meritor Wabco 12.4.1.0 and CPA 8.8.21.1.
 05/02/2017 - Added NEW releases for Adobe Flash Player 25.0.0.148, Adobe Shockwave Player v12.2.8.198, OpenOffice v4.13, Noregon drivers 4.2.6284.0 and Cummins INLINE 6 drives.
 03/29/2017 - Added NEW release for Navistar EZ-Tech Launcher v4.3.0.5, Allison DOC Premium 2017 and EDiTH S4V4 (Espar Heaters).

Welcome to the

OnCommand™ Eztech

Download Center




DESCRIPTION



The software update process is being done automatically by the "Symantec Altiris Client" on your computer. When the update is too large to be pushed out, a **SPLASH SCREEN** will appear on your computer to let you know that an update is needed also information on how to get the update will be displayed as well.




If the update is considered **CRITICAL**, the splash screen will continue to show up until you perform the update process on your EZ-Tech computer.





If you have not gotten an update needed through the Altiris Agent then you can download the update on demand using the links provided below.

	Software	Last Updated on	Description	File Name	Link #2
A1	EZ-Tech Critical Updates Reporting Tool	06/02/2017 NEW!! Database Update	PC Updates	This little program will create a report of the critical updates needed by your OnCommand EZ-Tech. IMPORTANT NOTE: This file was compressed and password protected. Please unzip the file and use the password: "navistar" (All	Click Here






				lowercases & without the quotes).	
B1A	<p>Bendix ACom version 6.12.2.2 Windows 7 only!</p> 	02/14/2017	Brake System	<p>This program will replace your current version of Bendix ACom software to version 6.12</p> <p>Products Supported by this version: Click HERE</p>	Click Here
B2A	<p>Meritor Wabco Toolbox version 12.4.1.0 Windows 7 only!</p> 	05/23/2017 NEW!!	Brake System	<p>This program will upgrade your current installation of Meritor Wabco 11.x on your computer to the NEW version 12.4. Upgrading to the NEW version 12.4 will not remove the license on your current installation. The license will remain active after this upgrade.</p> <p>IMPORTANT NOTE: The self-installer program needs to perform several operations to install the software including logging off and on from your computer. Please follow the instructions on screen and do NOT interrupt the installation process. Wait until the completion notice.</p>	Click Here
B5A	HPB Programmer v3.20	10/13/2013	Brake System	This program is needed to program HEBF0001.	Click Here
B5B	HPB Programmer v3.31	09/05/2014	Brake System	This program is needed only if programming HEAB0004 or workhorse programming.	Click Here
E1	<p>Navistar Engine Diagnostics (NED) Release v2.53</p> 	05/23/2017 NEW!!	Engine	<p>Navistar will be discontinuing sales and future development of ServiceMaxx™ J1939 (Pro and Lite).</p> <p>With the sunset of ServiceMaxx J1939, Navistar Engine Diagnostics (NED) will be the direct replacement and will cover all J1939 MaxxForce® and Navistar® engine diagnostics.</p>	Click Here





E2	DLC Fleet Tool expires 12/15/17	02/14/2017	Engine	<p>This program will install on your computer's desktop the DLC Fleet Tool. This tool will NOT work on engines 2010 emission complaint. On those cases you will need Servicemaxx. Nothing was changed from the previous release, only the expiration date.</p>	<p>Click Here</p>
E4	<p>NavKal Software release v45.38</p> 	05/23/2017 NEW!!	Engine	<p>OFFICIAL RELEASE: This program will install the NEW NavKal v45.38 on your OnCommand EZ-Tech computer.</p> <p>This program is licensed to you for 5 years from the original shipping date of the computer.</p> <p>Normally, you should get the license key if your computer is connected to the internet. If you don't have a license, please contact our EZ-Tech Support Group at 1-800-336-4500.</p> <p>Make sure your computer is connected to the internet while installing the software.</p>	<p>Click Here</p>
E8	CPA Registration Reset Software	12/17/2012	Engine	<p>This little program will delete the current registration of the CPA software. The next time you open the CPA application, you will need to fill in the Dealer information again. Make sure you do this or you will have problems getting WAC codes.</p>	<p>Click Here</p>
E9	CPA Removal Tool	07/01/2014	Engine	<p>This application will remove completely all versions of the CPA software from your computer. After running this tool you will need to install the FULL version of the CPA software using the link on E11B.</p>	<p>Click Here</p>
E11A	<p>Cylinder Performance Analyzer Software (CPA) v8.8.21.1 UPGRADE Installation</p> 	05/23/2017 NEW!!	Engine	<p>This program will UPGRADE your current CPA versions 4.x.x.x, 5.x.x.x, 6.x.x.x or 7.x.x.x to the NEW 8.8.21.1.</p> <p>WARNING - PLEASE READ THIS!</p> <p>For more information on how to install this software please check:</p> <p>a) Installation Instructions (PDF): Here</p> <p>b) If you don't know what version of CPA you have on your computer... Please run the following tool: Here</p> <p>Note: You will find the download links on the Installation Instructions document provided on (a)</p>	
E11B	Cylinder Performance Analyzer Software (CPA) v8.8.21.1 FULL Installation	05/23/2017 NEW!!	Engine		





				<p>This FULL installation package is needed only if you are running older versions of the software: 2.0.149, 3.0.16 or 3.0.19 otherwise please use the UPGRADE package for a faster installation.</p> <p>WARNING - PLEASE READ THIS!</p> <p>For more information on how to install this software please check:</p> <p>a) Installation Instructions (PDF): Here</p> <p>b) If you don't know what version of CPA you have on your computer... Please run the following tool: Here</p> <p>Note: You will find the download links on the Installation Instructions document provided on (a)</p>	
<p>E15J</p>	<p>ServiceMaxx J1708 v43.26.201512041513</p>  <p>ServiceMaxx J1708 Supported Engines</p> <ul style="list-style-type: none"> ○ Pre-MaxxForce Engines <ul style="list-style-type: none"> ■ I63BX: 3 Box I6 (1994 - 1997) ■ V83BX: 3 Box V8 (1994 - 1997) ■ i308: DLC I6 (1998 - 2004) ■ T444E: DLC V8 (1998 - 2004) ■ I313: DLCII I6 (2005 - 2006) ■ V128: DLCII V8 (2005 - 2006) ■ V126: DLCII V6 (2005 - 2006) 	<p>12/10/15</p>	<p>Engine</p>	<p>This package will install the NEW ServiceMaxx J1708 for legacy engines.</p>	<p>Click Here</p>
<p>E17</p>	<p>EZ-Tech Navistar Launcher v4.3.0.5 Windows 7 only!</p> 	<p>03/29/2017 NEW!!</p>	<p>GUI Replacement</p>	<p>This package will install the NEW Navistar Launcher ONLY on your supported EZ-Tech computer.</p> <p>Also the package will remove the old GUI from startup and at the end of the installation it will allow the user to view the User's Guide.</p> <p>The Navistar Launcher "Health Report" feature will NOT work with Movimento or IC4 adapters.</p> <p>IMPORTANT NOTE: This NEW version may require the user to enter the Dealer Information correctly to properly register the software with the EZ-Tech and prevent problems during the Health Reports uploading process.</p>	<p>Click Here</p>
<p>E18</p>	<p>EZ-Tech Navistar Launcher Removal Tool</p>	<p>03/13/2015</p>	<p>GUI Replacement</p>	<p>This package will REMOVE the Navistar Launcher application and the</p>	<p>Click Here</p>

				<p>registration information from your computer.</p> <p>IMPORTANT NOTES: Please use this package only when you cannot use the Navistar Launcher due to a .NET error. After using this tool, you will need to install the application again using the links on E17.</p>	
E19	<p>Diamond Logic Builder Fleet (Offline version) Version: 15520 Database: 224 Date: 05/04/2016</p> 	05/26/2016	Body Builder	<p>This package will install the NEW version of DLB software on your EZ-Tech. The new DLB version does not rely on Java Web Start when launched. It includes an embedded version, so say good bye to the "Unable to Launch" error message. To install this package just double click the executable and wait for the completion message.</p> <p>IMPORTANT NOTE: This new version of DLB supports Java 7. However, other software still requires the use of Java 6u27. Please do not update the version of Java from your computer at this time.</p>	Click Here
E19A	<p>Diamond Logic Builder (Online version) Version: 15577 Database: 250 Date: 05/23/17</p> 	05/23/17 NEW!!	Body Builder	<p>This program will install the FULL online version of DLB on your OnCommand_EZ-Tech.</p> <p>Normally, you should get the license key if your computer is connected to the internet. If you don't have a license, please contact our EZ-Tech Support Group at 1-800-336-4500.</p>	Click Here
E20	<p>Cummins DESA (Dynamic Engine System Analysis) Version: 1.7.0</p> 	11/01/2016	Engine	<p>This program will install the software DESA by Cummins on your EZ-Tech computer.</p> <p>Please install the software if requested by Cummins Tech Service to diagnose the Aftertreatment System.</p> <p>IMPORTANT NOTE: The DESA application requires a valid license to work. The license is available directly from Cummins. Open the application and click on "Help" for additional information on how to request a new or replacement license.</p>	<p>FULL Installer (459MB) Click Here</p> <p>UPGRADE Installer (12MB) Click Here</p>
V1	Movimento NavLink- NavCoM 1.6.4	02/03/2014	Vehicle Adapter	<p>This program will update your computer with the latest drivers 1.6.4 for the Movimento adapter. If you</p>	Click Here

				<p>already have this version, the program will "repair" the current installation to ensure that the drivers are installed correctly. Please be advised that this vehicle adapter will NOT work with the Navistar Launcher to retrieve the Health Reports.</p>	
V2	<p>Nexiq USB-Link drivers 9.6.0.2 Windows XP or 7!</p> 	12/15/2016	Vehicle Adapter	<p>This program will update your drivers for the Nexiq USB-Link 1 vehicle adapter.</p> <p>IMPORTANT NOTES: (1) The new version 9.6.0.2 is working fine with ServiceMaxx and Diamond Logic Builder. This version is the latest available from Nexiq.</p>	Click Here
V2-1	<p>Nexiq USB-Link 2 drivers 2.6.0.2 Windows 7 only!</p> 	06/05/2017 NEW!!	Vehicle Adapter	<p>This program will install the drivers for the NEW Nexiq USB-Link 2 adapter.</p> <p>Please be advised that the Nexiq USB-Link 2 is NOT compatible with Automatic Upgrade at this time.</p> <p>IMPORTANT NOTES: (1) These drivers are needed only if you have the USB-Link 2 adapter (See Picture) (2) The same computer can use either adapter. These drivers will not remove the drivers for the USB-Link 1 adapter.</p>	Click Here
V3-2	<p>Dearborn DPA4+ version 6.05 (CD version)</p> 	09/23/2013	Vehicle Adapter	Dearborn Legacy DPA 4+ Installation CD (DG121032)	Click Here
V4	<p>Dearborn DPA5 USB</p> 	05/23/2016	Vehicle Adapter	Dearborn DPA 5 Multi USB version 2.03	Click Here
V5	<p>Noregon DLA+ 2.0 and DLA+ Wireless 2.0 Drivers</p> 	05/02/2017 NEW!!	Vehicle Adapter	Noregon DLA+ 2.0 Newest Adapters 4.0.6284.2	<p>DLA+ 2.0: Click Here</p> <p>DLA+2.0 Wireless: Click Here</p>
V5a	Noregon				

			05/02/2017 NEW!!	Vehicle Adapter	Noregon JPRO DLA+ Installer version 4.0.6284.2	Click Here
V5b	Noregon		05/02/2017 NEW!!	Vehicle Adapter	Noregon JPRO DLA Plus PLC Installer version 4.0.6284.2	Click Here
V5c	Noregon		05/02/2017 NEW!!	Vehicle Adapter	Noregon JPRO DLA Plus Wireless Installer version 4.0.6284.2	Click Here
V6	Cummins INLINE 5 driver 5.6.5.4		08/07/2013	Vehicle Adapter	This program will install the latest drivers 5.6.5.4 for the Cummins INLINE 5 adapter on your computer.	Click Here
V7	Cummins INLINE 6 driver 6.9.0.0		05/02/2017 NEW!!	Vehicle Adapter	Please run the Cummins Updates Manager to receive the latest version of the INLINE 6 drivers.	
V8	Cummins INLINE 7 driver 2.3.0.0		11/01/2016	Vehicle Adapter	This application will install the latest drivers for Cummins INLINE 7 USB vehicle adapter.	Click Here

					
T1	Allison DOC Launcher	06/13/2013	Transmission	This application will launch the Allison DOC program as an administrator so you will be able to install the updates by yourself.	Click Here
T2	Allison DOC 17.0 Installer (645MB download) 	03/20/2017 NEW!!	Transmission	This program will install the NEW Allison DOC software version 14 on your EZ-Tech. IMPORTANT INFORMATION - PLEASE READ CAREFULLY Having a valid license for Allison DOC 10+, 11+, 12+ or 13+ does not provide you with upgrade rights for Allison DOC 14+. A new license will be required (Upgrade License).	Click Here
T6	Allison DOC Software Remover (All versions) 	04/02/2015	Transmission	This program will remove Allison DOC versions 9, 10, 11, 12 & 13 from your EZ-Tech. It will NOT remove the Allison DOC Advanced Help application.	Click Here
T7	EATON ServiceRanger 2.8	01/17/2014	Transmission	This program will update your current version of ServiceRanger 2.6 to 2.8. This program is still needed for old transmissions.	Click Here
T8	ServiceRanger 4.0 Tool Program Updates	03/26/2014	Transmission	This tool will help you to install updates on your EZ-Tech computer without admin rights. Just run the tool and follow the instructions on the screen. After you install this program, you will always be able to update ServiceRanger 4.0 using the "icon" located on the system tray (next to the clock).	Click Here
T9	ServiceRanger Version: 4.2.1187.0 	03/20/2017 NEW!!	Transmission	IMPORTANT INFORMATION - PLEASE READ CAREFULLY This package will install the NEW SR 4.0 from Eaton on your EZ-Tech computer. Please be advised that ServiceRanger 3.0 is no longer available since 03/26/2014.	Click Here

T10	ServiceRanger 4.0 - Uninstaller ONLY	07/07/2015	Transmission	<p>This application will remove the ServiceRanger 4.0 from your computer. This step is necessary to ensure a clean installation of version 4.0.2331.0 or while directed by tech support.</p> <p>Important Note: Be advised that by removing the software you will removing also the license/activation of it. Before you use this app, make sure you have all necessary information to reactivate the software with Eaton. Navistar do not keep records about software activations.</p>	Click Here
M1	EDiTH version S4V4	03/20/2017 NEW!!	ESPAR Heaters	The EDiTH software is needed to troubleshoot the ESPAR heaters installed on certain vehicles running on extremely cold weather.	Click Here
M2A	Midtronics EXP HD IR Reader v1.4	06/08/2015	Battery Tester	<p>This program will install the new version 1.4 required for the NEW 2015 Battery Tester.</p> <p>WARNING: This NEW version is NOT compatible with the older model of the Battery Tester. Please install this update only if directed by Tech Services.</p>	Click Here
M5	<p>Webasto WTT v3.1</p> 	09/09/2015	Webasto Heaters	<p>This software is needed to troubleshoot Webasto Thermo & Heaters equipment. Version 3.1 is for Windows 7 only.</p> <p>To download the User's Guide click HERE.</p>	Click Here
U0	<p>Adobe Flash Player 25.0.0.148</p> 	05/02/2017 NEW!!	Utilities	Run this program to install the latest version of Adobe Flash Player on your computer.	Click Here
U0A	<p>Adobe Shockwave Player v12.2.8.198</p> 	05/02/2017 NEW!!	Utilities	Run this application to install the latest version of Adobe Shockwave Player on your computer. This application is used to display certain training videos from Cummins.	Click Here
U2	<p>Apache OpenOffice v4.13</p> <p>The Free and Open Productivity Suite</p> 	05/02/2017 NEW!!	Utilities	<p>This program will install the complete suite for OpenOffice product: Writer (Word), Calc (Excel), Impress (PowerPoint), Draw, Base & Math. The software is compatible with other major office suites.</p> <p>Important Note: The software is not supported by Navistar. It is supported by the software developer. More info: www.openoffice.org</p>	Click Here

U5	Internet Explorer 11 Windows 7 only!	08/17/2015	Utilities	This will upgrade your current version of Internet Explorer to the latest version 11. Your computer will need to be connected to the internet to perform this upgrade. The auto-installer will complete the installation after the computer restarts. Please wait for the script finalizes the optimization for IE11.	Click Here
----	-----------------------------------------	------------	-----------	------------------------------------------------------------------------------------------------------------------------------------------------------------------------------------------------------------------------------------------------------------------------------------------------------------------------------	----------------------------

Please e-mail suggestions or concerns about this article to: fausto.coloma@navistar.com

 Hide Details

Feedback Information

Viewed: 6916
 Helpful: 25
 Not Helpful: 2

No Feedback Found