



Countries:	UNITED STATES	Document ID:	IK2700090
Availability:	ISIS, Bus ISIS, FleetISIS, Body Builder, NotSIR	Revision:	50
Major System:	EZ-TECH SUPPORT	Created:	10/17/2014
Current Language:	English	Last Modified:	11/16/2017
Other Languages:	NONE	Author:	Fausto Coloma
Viewed:	8209		

[Less Info](#)

Hide Details

Coding Information

Copy Link 	Copy Relative Link 	Bookmark View My Bookmarks	Add to Favorites 	Print 	Provide Feedback 	Helpful 34	Not Helpful 2
----------------------	-------------------------------	--	-----------------------------	------------------	-----------------------------	--------------------------	-----------------------------

Title: OnCommand EZ-Tech Download Center

Applies To: OnCommand EZ-Tech

CHANGE LOG

Dealers: Please refer to the change log text box below for recent changes to this article..

- 11/16/2017 - Added NEW releases for Meritor Wabco Toolbox 12.5.1.0 and Adobe Flash Player 27.0.0.187.
- 11/02/2017 - Added NEW releases for ACom Bendix v6.15.0.2 and Navistar HeRo v112
- 10/18/2017 - Added NEW release for Adobe Flash Player v27.0.0.170
- 10/16/2017 - Added NEW release for Adobe Flash Player 27.0.0.159 for Windows 7 PCs.
- 10/03/2017 - Added NEW release for Navistar HeRo (Health Report) Software.

Welcome to the



Download Center




DESCRIPTION



The software update process is being done automatically by the "Symantec Altiris Client" on your computer. When the update is too large to be pushed out, a **SPLASH SCREEN** will appear on your computer to let you know that an update is needed also information on how to get the update will be displayed as well.





If the update is considered **CRITICAL**, the splash screen will continue to show up until you perform the update process on your EZ-Tech computer.





If you have not gotten an update needed through the Altiris Agent then you can download the update on demand using the links provided below.


	Software	Last Updated on	Description	File Name	Link #2
A1	EZ-Tech Critical Updates Reporting Tool	11/07/2017 Database Update	PC Updates	This little program will create a report of the critical updates needed by your OnCommand EZ-Tech. IMPORTANT NOTE: This file was compressed and password protected. Please unzip the file and use the password: "navistar" (All lowercases & without the quotes).	Click Here






B1A	<p>Bendix ACom version 6.15.0.2 Windows 7 or 10 only!</p> 	11/02/2017 NEW!!	Brake System	<p>This program will replace your current version of Bendix ACom software to version 6.15.0.2</p> <p>Products Supported by this version: Click HERE</p>	Click Here
B2A	<p>Meritor Wabco Toolbox version 12.5.1.0 Windows 7 or 10 only!</p> 	11/16/2017 NEW!!	Brake System	<p>This program will upgrade your current installation of Meritor Wabco 12.x on your computer to the NEW version 12.5.1.0.</p> <p>Upgrading from 12.x to 12.5.1.0 will not remove the license on your current installation. The license will remain active after this upgrade.</p> <p>IMPORTANT NOTE: The self-installer program needs to perform several operations to install the software including logging off and on from your computer. Please follow the instructions on screen and do NOT interrupt the installation process. Wait until the completion notice.</p>	Click Here
B5A	<p>HPB Programmer v3.20 Windows 7 or 10 only!</p>	10/13/2013	Brake System	This program is needed to program HEBF0001.	Click Here
B5B	<p>HPB Programmer v3.31 Windows 7 only!</p>	09/05/2014	Brake System	This program is needed only if programming HEAB0004 or workhorse programming.	Click Here
E1	<p>Navistar Engine Diagnostics (NED) Release v3.79 Windows 7 or 10 only!</p> 	10/30/2017 NEW!!	Engine	<p>Navistar will be discontinuing sales and future development of ServiceMaxx™ J1939 (Pro and Lite).</p> <p>With the sunset of ServiceMaxx J1939, Navistar Engine Diagnostics (NED) will be the direct replacement and will cover all J1939 MaxxForce® and Navistar® engine diagnostics.</p>	Click Here
E2	DLC Fleet Tool expires 12/15/17	02/14/2017	Engine		





				<p>This program will install on your computer's desktop the DLC Fleet Tool. This tool will NOT work on engines 2010 emission complaint. On those cases you will need Servicemaxx. Nothing was changed from the previous release, only the expiration date.</p>	<p>Click Here</p>
E4	<p>NavKal Software release v45.45 Windows 7 or 10 only!</p> 	08/01/2017	Engine	<p>OFFICIAL RELEASE: This program will install the NEW NavKal v45.38 on your OnCommand EZ-Tech computer.</p> <p>This program is licensed to you for 5 years from the original shipping date of the computer.</p> <p>Normally, you should get the license key if your computer is connected to the internet. If you don't have a license, please contact our EZ-Tech Support Group at 1-800-336-4500.</p> <p>Make sure your computer is connected to the internet while installing the software.</p>	<p>Click Here</p>
E8	<p>CPA Registration Reset Software Windows 7 or 10 only!</p>	12/17/2012	Engine	<p>This little program will delete the current registration of the CPA software. The next time you open the CPA application, you will need to fill in the Dealer information again. Make sure you do this or you will have problems getting WAC codes.</p>	<p>Click Here</p>
E9	<p>CPA Removal Tool Windows 7 or 10 only!</p>	07/01/2014	Engine	<p>This application will remove completely all versions of the CPA software from your computer. After running this tool you will need to install the FULL version of the CPA software using the link on E11B.</p>	<p>Click Here</p>
E11A	<p>Cylinder Performance Analyzer Software (CPA) v8.8.21.1 UPGRADE Installation Windows 7 or 10 only!</p> 	05/23/2017	Engine	<p>This program will UPGRADE your current CPA versions 4.x.x.x, 5.x.x.x, 6.x.x.x or 7.x.x.x to the NEW 8.8.21.1.</p> <p>WARNING - PLEASE READ THIS!</p> <p>For more information on how to install this software please check:</p> <ul style="list-style-type: none"> a) Installation Instructions (PDF): Here b) If you don't know what version of CPA you have on your computer... <p>Please run the following tool: Here</p> <p>Note: You will find the download links on the Installation Instructions document provided on (a)</p>	
E11B	<p>Cylinder Performance Analyzer Software (CPA) v8.8.21.1 FULL Installation Windows 7 or 10 only!</p>	05/23/2017	Engine	<p>This FULL installation package is needed only if</p>	





				<p>you are running older versions of the software: 2.0.149, 3.0.16 or 3.0.19 otherwise please use the UPGRADE package for a faster installation.</p> <p>WARNING - PLEASE READ THIS!</p> <p>For more information on how to install this software please check:</p> <p>a) Installation Instructions (PDF): Here</p> <p>b) If you don't know what version of CPA you have on your computer...</p> <p>Please run the following tool: Here</p> <p>Note: You will find the download links on the Installation Instructions document provided on (a)</p>	
<p>E15J</p>	<p>ServiceMaxx J1708 v43.26.201512041513</p>  <p>ServiceMaxx J1708 Supported Engines</p> <ul style="list-style-type: none"> ○ Pre-MaxxForce Engines <ul style="list-style-type: none"> ■ I63BX: 3 Box I6 (1994 - 1997) ■ V83BX: 3 Box V8 (1994 - 1997) ■ I308: DLC I6 (1998 - 2004) ■ T444E: DLC V8 (1998 - 2004) ■ I313: DLCII I6 (2005 - 2006) ■ V128: DLCII V8 (2005 - 2006) ■ V126: DLCII V6 (2005 - 2006) <p>Windows 7 or 10 only!</p>	<p>12/10/15</p>	<p>Engine</p>	<p>This package will install the NEW ServiceMaxx J1708 for legacy engines.</p>	<p>Click Here</p>
<p>E16</p>	<p>HeRo (Health Report) Software Windows 7 or 10 only!</p>   <p>Chassis and Engine Health Report Software</p> <p>2017 Navistar, Inc. All rights reserved</p>	<p>11/02/2017 NEW!!</p>	<p>Health Reports</p>	<p>This package will install the new Navistar HeRo (Health Report) Software on your supported EZ-Tech® computer. It will also attempt to download the license on your computer if your network has access to our licensing server.</p> <p>The new HeRO (Health Report) Software will NOT work with Movimento (Nav-Link/Nav-COM) or IC4 Adapters.</p> <p>IMPORTANT NOTE: The software requires a valid license to work as other Navistar applications like DLB, NED and NavKal.</p> <p>If you open the HeRo Software and you are asked for a license, please download and then execute the following program:</p> <p>Click Here</p>	<p>Click Here</p>


E17	<p>EZ-Tech Navistar Launcher v4.3.0.11 Windows 7 or 10 only!</p>  <p>Software Sunset: 12/04/2017</p>	08/18/2017	Health Reports	<p>This package will install the NEW Navistar Launcher ONLY on your supported EZ-Tech computer.</p> <p>Also the package will remove the old GUI from startup and at the end of the installation it will allow the user to view the User's Guide.</p> <p>The Navistar Launcher "Health Report" feature will NOT work with Movimento or IC4 adapters.</p> <p>IMPORTANT NOTE: This NEW version may require the user to enter the Dealer Information correctly to properly register the software with the EZ-Tech and prevent problems during the Health Reports uploading process.</p>	<p>Click Here</p>
E18	<p>EZ-Tech Navistar Launcher Removal Tool Windows 7 or 10 only!</p> 	03/13/2015	Health Reports	<p>This package will REMOVE the Navistar Launcher application and the registration information from your computer.</p> <p>IMPORTANT NOTES: Please use this package only when you cannot use the Navistar Launcher due to a .NET error. After using this tool, you will need to install the application again using the links on E17.</p>	<p>Click Here</p>
E19A	<p>Diamond Logic Builder (Online version) Version: 15584 Database: 262 Date: 10/02/17 Windows 7 or 10 only!</p> 	10/02/2017	Body Builder	<p>This program will install the FULL online version of DLB on your OnCommand_EZ-Tech.</p> <p>Normally, you should get the license key if your computer is connected to the internet. If you don't have a license, please contact our EZ-Tech Support Group at 1-800-336-4500.</p>	<p>Click Here</p>
E20	<p>Cummins DESA (Dynamic Engine System Analysis) Version: 1.7.0 Windows 7 or 10 only!</p> 	11/01/2016	Engine	<p>This program will install the software DESA by Cummins on your EZ-Tech computer.</p> <p>Please install the software if requested by Cummins Tech Service to diagnose the Aftertreatment System.</p> <p>IMPORTANT NOTE: The DESA application requires a valid license to work. The license is available directly from Cummins. Open the application and click on "Help" for additional</p>	<p>FULL Installer (459MB) Click Here</p> <p>UPGRADE Installer (12MB) Click Here</p>

				information on how to request a new or replacement license.	
V2	<p>Nexiq USB-Link drivers 9.6.0.2 Windows 7 or 10 only!</p> 	12/15/2016	Vehicle Adapter	<p>This program will update your drivers for the Nexiq USB-Link 1 vehicle adapter.</p> <p>IMPORTANT NOTES: (1) The new version 9.6.0.2 is working fine with ServiceMaxx and Diamond Logic Builder. This version is the latest available from Nexiq.</p>	Click Here
V2-1	<p>Nexiq USB-Link 2 drivers 2.6.0.2 Windows 7 or 10 only!</p> 	06/05/2017	Vehicle Adapter	<p>This program will install the drivers for the NEW Nexiq USB-Link 2 adapter.</p> <p>Please be advised that the Nexiq USB-Link 2 is NOT compatible with Automatic Upgrade at this time.</p> <p>IMPORTANT NOTES: (1) These drivers are needed only if you have the USB-Link 2 adapter (See Picture) (2) The same computer can use either adapter. These drivers will not remove the drivers for the USB-Link 1 adapter.</p>	Click Here
V3-2	<p>Dearborn DPA4+ version 6.05 (CD version) Windows 7 only!</p> 	09/23/2013	Vehicle Adapter	Dearborn Legacy DPA 4+ Installation CD (DG121032)	Click Here
V4	<p>Dearborn DPA5 USB Windows 7 only!</p> 	05/23/2016	Vehicle Adapter	Dearborn DPA 5 Multi USB version 2.03	Click Here
V5	<p>Noregon DLA+ 2.0 and DLA+ Wireless 2.0 Drivers</p>  <p>Windows 7 or 10 only!</p>	05/02/2017	Vehicle Adapter	Noregon DLA+ 2.0 Newest Adapters 4.0.6284.2	<p>DLA+ 2.0: Click Here</p> <p>DLA+2.0 Wireless: Click Here</p>
V5a	Noregon	05/02/2017	Vehicle Adapter	Noregon JPRO DLA+ Installer version 4.0.6284.2	Click Here


	 <p>DLA+ Adapter</p> <p>Windows 7 or 10 only!</p>				
V5b	<p>Noregon</p>  <p>DLA+ PLC Adapter</p> <p>Windows 7 or 10 only!</p>	05/02/2017	Vehicle Adapter	Noregon JPRO DLA Plus PLC Installer version 4.0.6284.2	Click Here
V5c	<p>Noregon</p>  <p>DLA+ Wireless Adapter</p> <p>Windows 7 or 10 only!</p>	05/02/2017	Vehicle Adapter	Noregon JPRO DLA Plus Wireless Installer version 4.0.6284.2	Click Here
V6	<p>Cummins INLINE 5 driver 5.6.5.4</p>  <p>Windows 7 only!</p>	08/07/2013	Vehicle Adapter	This program will install the latest drivers 5.6.5.4 for the Cummins INLINE 5 adapter on your computer.	Click Here
V7	<p>Cummins INLINE 6 driver 6.9.0.0</p>  <p>Windows 7 or 10 only!</p>	05/02/2017	Vehicle Adapter	Please run the Cummins Updates Manager to receive the latest version of the INLINE 6 drivers.	
V8	<p>Cummins INLINE 7 driver 2.3.0.0</p>	11/01/2016	Vehicle Adapter	This application will install the latest drivers for Cummins INLINE 7 USB vehicle adapter.	Click Here

	 <p>Windows 7 or 10 only!</p>				
T2	<p>Allison DOC 17.0 Installer (645MB download) Windows 7 or 10 only!</p> 	03/20/2017	Transmission	<p>This program will install the NEW Allison DOC software version 14 on your EZ-Tech.</p> <p>IMPORTANT INFORMATION - PLEASE READ CAREFULLY Having a valid license for Allison DOC 10+, 11+, 12+ or 13+ does not provide you with upgrade rights for Allison DOC 14+. A new license will be required (Upgrade License).</p>	Click Here
T6	<p>Allison DOC Software Remover (All versions)</p>  <p>Windows 7 or 10 only!</p>	04/02/2015	Transmission	<p>This program will remove Allison DOC versions 9, 10, 11, 12 & 13 from your EZ-Tech. It will NOT remove the Allison DOC Advanced Help application.</p>	Click Here
T7	<p>EATON ServiceRanger 2.8 Windows 7 or 10 only!</p>	01/17/2014	Transmission	<p>This program will update your current version of ServiceRanger 2.6 to 2.8. This program is still needed for old transmissions.</p>	Click Here
T8	<p>ServiceRanger 4.0 Tool Program Updates</p>	03/26/2014	Transmission	<p>This tool will help you to install updates on your EZ-Tech computer without admin rights. Just run the tool and follow the instructions on the screen. After you install this program, you will always be able to update ServiceRanger 4.0 using the "icon" located on the system tray (next to the clock).</p>	Click Here
T9	<p>ServiceRanger Version: 4.2.1187.0 Windows 7 or 10 only!</p> 	03/20/2017 NEW!!	Transmission	<p>IMPORTANT INFORMATION - PLEASE READ CAREFULLY</p> <p>This package will install the NEW SR 4.0 from Eaton on your EZ-Tech computer. Please be advised that ServiceRanger 3.0 is no longer available since 03/26/2014.</p>	Click Here
T10	<p>ServiceRanger 4.0 - Uninstaller ONLY Windows 7 or 10 only!</p>	07/07/2015	Transmission	<p>This application will remove the ServiceRanger 4.0 from your computer. This step is necessary</p>	Click Here

				to ensure a clean installation of version 4.0.2331.0 or while directed by tech support. Important Note: Be advised that by removing the software you will removing also the license/activation of it. Before you use this app, make sure you have all necessary information to reactivate the software with Eaton. Navistar do not keep records about software activations.	
M1	EDiTH version S4V4 Windows 7 or 10 only!	03/20/2017 NEW!!	ESPAR Heaters	The EDiTH software is needed to troubleshoot the ESPAR heaters installed on certain vehicles running on extremely cold weather.	Click Here
M2A	Midtronics EXP HD IR Reader v1.4 Windows 7 or 10 only!	06/08/2015	Battery Tester	This program will install the new version 1.4 required for the NEW 2015 Battery Tester. WARNING: This NEW version is NOT compatible with the older model of the Battery Tester. Please install this update only if directed by Tech Services.	Click Here
M5	Webasto WTT v3.1 Windows 7 or 10 only! 	09/09/2015	Webasto Heaters	This software is needed to troubleshoot Webasto Thermo & Heaters equipment. Version 3.1 is for Windows 7 only. To download the User's Guide click HERE .	Click Here
U0	Adobe Flash Player 27.0.0.170 Windows 7 only! 	11/16/2017 NEW!!	Utilities	Run this program to install the latest version of Adobe Flash Player on your computer.	Click Here
U0A	Adobe Shockwave Player v12.2.9.199 Windows 7 or 10 only! 	08/01/2017	Utilities	Run this application to install the latest version of Adobe Shockwave Player on your computer. This application is used to display certain training videos from Cummins.	Click Here
U1	Adobe Acrobat Reader Update v11.0.20.17 Windows 7 or 10 only! 	08/01/2017	Utilities	This little script will update your current installation of Adobe Acrobat Reader v11 on your computer.	Click Here
U2	Apache OpenOffice v4.13 The Free and Open Productivity Suite	05/02/2017	Utilities	This program will install the complete suite for OpenOffice product: Writer (Word), Calc (Excel), Impress (PowerPoint), Draw, Base & Math. The	Click Here

	 <p>https://www.dropbox.com/s/jqr4tl6wfd2iiab/Adobe_Flash_26r131.exe?dl=1</p>			<p>software is compatible with other major office suites.</p> <p>Important Note: The software is not supported by Navistar. It is supported by the software developer. More info: www.openoffice.org</p>	
U5	<p>Internet Explorer 11 Windows 7 only!</p>	08/17/2015	Utilities	<p>This will upgrade your current version of Internet Explorer to the latest version 11. Your computer will need to be connected to the internet to perform this upgrade.</p> <p>The auto-installer will complete the installation after the computer restarts. Please wait for the script finalizes the optimization for IE11.</p>	<p>Click Here</p>

Please e-mail suggestions or concerns about this article to: fausto.coloma@navistar.com

<p> Hide Details</p>	<p>Feedback Information</p>
<p>Viewed: 8208 Helpful: 34 Not Helpful: 2</p> <p>No Feedback Found</p>	