



| | |
|----------------------|--|
| GROUP ENG | MODEL 2017-2018MY Forte (YDm) 2.0L MPI |
| NUMBER 181 | DATE December 2017 |

TECHNICAL SERVICE BULLETIN

SUBJECT: SERVICE ACTION: IGNITION COIL OR COIL RFI
SPRING REPLACEMENT FOR DTC P030X (SA321)

This bulletin provides the procedure to replace all four (4) ignition coils or replace all four (4) coil radio frequency interference (RFI) springs on some 2017-2018MY Forte (YDm) 2.0L MPI vehicles, produced from May 16, 2017 through September 7, 2017, which may experience a malfunction indicator lamp illumination (MIL) ON with DTC P030X (P0300, P0301, P0302, P0303, or P0304). To correct this concern, follow the procedure outlined in this bulletin to replace all four (4) ignition coils if a misfire DTC (P030X) has been set, or replace all four (4) coil RFI springs if the MIL is not ON or a non-misfire related DTC is set. Before conducting the procedure, verify that the vehicle is included in the list of affected VINs.

| DTC Set | Action |
|-----------------------------------|---|
| P0300, P0301, P0302, P0303, P0304 | Replace all 4 <u>ignition coils</u> |
| No DTCs | Replace all 4 <u>coil RFI springs</u> |
| Non-Misfire Related DTC | Diagnose normally as needed & replace all four coil RFI springs |

* NOTICE

A Service Action is a repair program without customer notification that is performed during the warranty period. Any dealer requesting to perform this repair outside the warranty period will require DPSM approval.

Repair status for a VIN is provided on WebDCS (Service → Warranty Coverage → Warranty Coverage Inquiry → Campaign Information). Not completed Recall / Service Action reports are available on WebDCS (Consumer Affairs → Not Completed Recall → Recall VIN → Select Report), which includes a list of affected vehicles.

This issue number is SA321.

File Under: <Engine>

Circulate To: General Manager Service Manager Parts Manager
 Service Advisors Technicians Body Shop Manager Fleet Repair

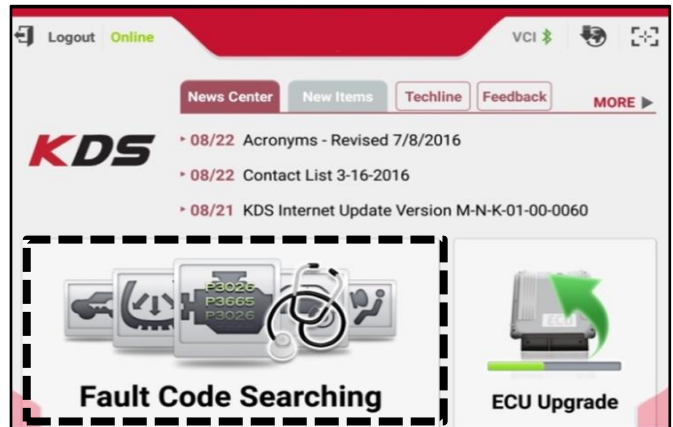
SUBJECT:

SERVICE ACTION: IGNITION COIL OR COIL RFI SPRING REPLACEMENT FOR DTC P030X (SA321)

Inspection/Replacement Procedure:


1. If the MIL is on, perform a Fault Code Search for any Engine related DTCs then proceed to the next step (2).

If the MIL is not on, proceed to the RFI Replacement Procedure below.



2. If a misfire (P030X) DTC is present, replace all four (4) ignition coils (A) with improved parts by referring to the “Engine Electrical System → Ignition System → Ignition Coil → Repair procedures” chapter in the applicable Shop Manual on KGIS then clear related DTC.

If a DTC is present but not related to a misfire DTC (P030X), diagnose as necessary and then **proceed to the repair procedure below.**



RFI Replacement Procedure:


1. Remove the ignition coil (A) by referring to the “Engine Electrical System → Ignition System → Ignition Coil → Repair procedures” chapter in the applicable Shop Manual on KGIS.
2. With one hand, firmly hold the igniter part of the ignition coil (A).




SUBJECT:

SERVICE ACTION: IGNITION COIL OR COIL RFI SPRING REPLACEMENT FOR DTC P030X (SA321)

3. With the other hand, firmly hold the boot side of the ignition coil.




4. While firmly holding both ends, carefully wiggle and pull the ignition coil boot off from the igniter to expose the RFI spring (B).



5. Remove and replace the RFI spring with the new improved part.

* NOTICE

Ensure the RFI coated end (C) is inserted first into igniter part of the ignition coil assembly.



6. Reassemble and reinstall the ignition coil in the reverse order of removal.
7. Repeat this RFI replacement procedure for the other three (3) ignition coils.
8. If the MIL was on prior to performing this repair, clear any related DTCs using KDS.

* NOTICE

A Vehicle Diagnosis Number (VDN) is required for compensation of diagnosis time and clearing of related DTCs.


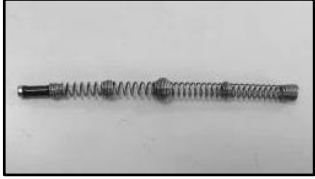
9. Start engine to confirm proper operation of the vehicle.

SUBJECT: SERVICE ACTION: IGNITION COIL OR COIL RFI SPRING REPLACEMENT FOR DTC P030X (SA321)

AFFECTED VEHICLE RANGE:

| Model | Production Date Range |
|-------------|--|
| Forte (YDm) | May 16, 2017 through September 7, 2017 |

REQUIRED PART:

| Part Name | Part Number | Figure |
|---------------------------|-------------------|---|
| Ignition Coil | 27300 2E601QQK |  |
| Ignition Coil RFI Springs | 27303 2E601QQK |  |

WARRANTY INFORMATION:

N Code: N99 C Code: C99

| Claim Type | Causal P/N | Qty. | Repair Description | Labor Op Code | Op Time | Replacement P/N | Qty. |
|------------|----------------|------|---|---------------|---------|-------------------|------|
| V | 27300 2E601 | 0 | (SA321) Ignition Coil RFI Spring Replacement (x4) <u>without</u> MIL ON | 170M31R0 | 0.4 | 27303 2E601QQK | 4 |
| | | | (SA321) Ignition Coil RFI Spring Replacement (x4) <u>with</u> MIL ON | 170M31R1 | 0.7 | 27303 2E601QQK | 4 |
| | | | (SA321) Ignition Coil Replacement (x4) | 170M31R2 | 0.6 | 27300 2E601QQK | 4 |

NOTE: Labor Op Code 170M31R1 should be used only when there is a customer complaint of a MIL ON and the vehicle has a non-misfire related active or history DTC requiring the use of KDS. A VDN is required to claim this Labor Op Code.

*** NOTICE**

VIN inquiry data for this repair is provided for tracking purposes only. Kia retailers should reference **SA321** when accessing the WebDCS system.