

# Product Upgrade Bulletin 170906REV



**UPGRADE  
BULLETIN:  
170906REV**

**YEAR(S)  
AFFECTED:**  
2016-2018

**PRODUCT(S)  
AFFECTED:**

**American Coach:**  
Model Year 2016-2018  
American Dream  
American Eagle  
American Revolution

**Monaco:**  
Model Year 2016-2018  
Diplomat

**Holiday Rambler:**  
Model Year 2016-2017  
Scepter

**MODEL(S)  
AFFECTED:**

All with  
manufacturing  
dates between  
February 2, 2016  
and April 28, 2017

**SUBJECT:**

Inspection/  
Correction  
of Mounting  
Hardware on  
Power Gear  
Leveling Jacks

**KEYWORDS:**

Bolt, Bolts, Jacks,  
Levelers

**ISSUE DATE:**

December 2017

© 2017 REV Recreation Group Inc.

The purpose of this Product Upgrade service bulletin is to provide REV dealers the instructions to inspect, and if necessary, replace the mounting hardware for the Power Gear leveling jacks. **A list of affected model year model year 2016-2018 American Coach (Dream, Eagle, and Revolution), model year 2016-2018 Monaco Diplomat, and model year 2016-2017 Holiday Rambler Scepter, Class A motorhome serial numbers appears at the end of this Bulletin.**

**CONDITION:**

On certain motorhomes affected by this Bulletin, SAE Grade 5 or 8 bolts should have been used to attach the leveling jacks to the jack brackets. If SAE Grade 5 or Grade 8 bolts were not used to install the leveling jacks, the mounting bolts will need to be replaced.

Follow the steps below to inspect, and if necessary, replace the leveling jack attachment bolts with Grade 8 bolts.

**Read this entire bulletin before beginning any work. Follow all instructions carefully and heed all warnings and precautions. Contact REV Dealer Technical Support with any questions before beginning any work.**

American Coach Dealer Technical Support: (800) 417-6413  
Monaco/Holiday Rambler Dealer Technical Support: (877) 332-9239



## WARNING

- DO NOT WORK UNDER A MOTOR HOME WITH AN INFLATED AIR SUSPENSION SYSTEM. BODILY INJURY OR DEATH COULD RESULT FROM A SUDDEN DROP IN THE MOTOR HOME AIR SUSPENSION SYSTEM.
- KEEP CLEAR OF ALL PINCH POINTS WHEN WORKING UNDER A MOTOR HOME.
- THE LEVELING JACKS SHOULD NOT SUPPORT ANY WEIGHT OF THE MOTORHOME WHILE WORK IS PERFORMED. FAILURE TO FOLLOW THIS WARNING MAY RESULT IN PERSONAL INJURY.
- DO NOT WORK UNDER THE MOTORHOME UNLESS IT IS SUPPORTED WITH JACK STANDS CAPABLE OF SUPPORTING ITS WEIGHT.

**INSPECTION:**

1. Park the motorhome on dry, level pavement. Place the transmission in Neutral and set the parking brake. Chock the wheels to prevent movement.

*This bulletin is supplied for technical information only and is not an authorization for repairs.*

"It is impossible to know, evaluate and advise the service trade of all conceivable ways in which service might be done or of the possible hazardous consequences of each way. Accordingly, anyone who uses a service procedure or tool must first assure that neither personal safety nor vehicle safety will be jeopardized by the selected service methods."

2. Ensure the air in the suspension is dumped.

**Note:** For units equipped with a VALID Air + Hydraulic leveling system, the air in the suspension must be dumped manually before proceeding. To manually dump the air, extend the jacks, and then retract them.

3. Turn off the ignition and remove the ignition key. Maintain control of keys until all work is performed.

4. Use a heavy-duty floor jack to elevate the unit to access the repair area. Support the chassis with heavy duty jack stands while all work is performed.

5. Locate the bolts attaching the leveling jack to the jack bracket. Referring to Figures 1-3, inspect the head of the bolt to determine which bolt grade is installed.

a) If the six bolts used to mount the jack are either SAE Grade 5 or Grade 8, they do not require replacement.



**Photo Requirement:**

For each jack that was mounted using Grade 8 or Grade 5 bolts, take photos that clearly show all of the bolt heads and submit a claim for Inspected/Not Defective (Flat Rate Code 6066-11).

b) If Grade 5 or Grade 8 bolts were not used to mount the jacks, continue to “CORRECTION - Bolt Replacement/Installation Sequence” on the next page, to replace the leveling jack mounting bolts and nuts.




 <b>No markings</b>	<b>Grade 2</b> Low or medium carbon steel
 <b>3 Radial Lines</b>	<b>Grade 5</b> Medium Carbon Steel, Quenched and Tempered
 <b>6 Radial Lines</b>	<b>Grade 8</b> Medium Carbon Alloy Steel, Quenched and Tempered

Figure 1



Figure 2

Grade 8 bolt shown - does not need replaced

**IMPORTANT NOTE:**

**Prior Authorization (PAR) is required for jack mounting hardware replacement. Contact Dealer Technical Support:**

American Coach Dealer Technical Support:  
(800) 417-6413

Monaco/Holiday Rambler Dealer Technical Support:  
(877) 332-9239



Figure 3

The bolts used to mount the jack must be either Grade 5 or Grade 8

*This bulletin is supplied for technical information only and is not an authorization for repairs.*

*"It is impossible to know, evaluate and advise the service trade of all conceivable ways in which service might be done or of the possible hazardous consequences of each way. Accordingly, anyone who uses a service procedure or tool must first assure that neither personal safety nor vehicle safety will be jeopardized by the selected service methods."*

## CORRECTION - BOLT REPLACEMENT INSTALLATION SEQUENCE

(These instructions must be followed carefully)

**DO NOT REMOVE THE JACK DURING THE PROCEDURE. WORK ON ONE SIDE OF THE JACK BRACKET AT A TIME. FOLLOW THE BOLT REMOVAL SEQUENCE CLOSELY.**

### **WARNING**

Hydraulic hoses may be under pressure and can cause severe injury if suddenly removed. If it is necessary to temporarily loosen or remove a hydraulic hose, contact REV Dealer Technical support before proceeding.

Heavy duty gloves and a face shield or safety glasses with side shields should always be worn when working with hydraulic lines. Cover all exposed skin.




Figure 4




Figure 5



Figure 6

6. If the inspection determines the need for replacement of the jack fastening hardware, follow the steps as outlined below. Refer to Figures 4 and 5. **Jacks are not to be removed.**

- a. Remove the bottom mounting bolt from one of the jacks.
- b. Working upward on the same side, remove the center bolt.
- c. Remove the top bolt last.

Reverse the order when installing the new bolts and nuts. See Figures 4 & 5.

- d. Install the top bolt first.
- e. Install the center bolt next.
- f. Install the bottom bolt last.
- g. **Torque bolts to 108-120 ft-lbs.**

#### **Notes:**

- It may be necessary to reposition any hydraulic hose fitting connections that obstruct jack bolts that need to be replaced. DO NOT loosen or remove any hydraulic fittings without contacting REV Dealer Technical Support first. See **WARNING** notes above. Refer to Figure 6.

- Per Lippert Corporation Inc. instructions:

**To adjust a retract hydraulic hose fitting:** go into manual mode on the leveling touch pad and extend the jacks down a few inches. Press extend for several seconds, as this equalizes the pressure in the jacks.

**To adjust an extend hydraulic hose fitting:** go into manual mode on the touch pad and fully retract the jack, holding for several seconds after complete. The pressure should be relieved on the extend fitting.

(Continued on next page)

*This bulletin is supplied for technical information only and is not an authorization for repairs.*

"It is impossible to know, evaluate and advise the service trade of all conceivable ways in which service might be done or of the possible hazardous consequences of each way. Accordingly, anyone who uses a service procedure or tool must first assure that neither personal safety nor vehicle safety will be jeopardized by the selected service methods."

**Notes:**

- It may be necessary to fabricate a “backer” on the end of the wrench to hold the nut in place until the bolt is started.
  - On some products, the nuts are welded to the backside of the bracket. If that is the case, replace the flange bolts only, if required per the inspection.
7. Reposition any hydraulic hose fitting connections that were moved during the repair procedure. Tighten fittings finger-tight, then a quarter turn on the fitting. Do not overtighten. Fittings have an O-ring that may become damaged and cause leakage if overtightened.
  8. Repeat Steps 6-7 as required per the inspection until all 4 jacks have Grade 8 or Grade 5 fasteners installed.
  9. Operate and test the leveling system for function and leaks. Correct as necessary.

*This bulletin is supplied for technical information only and is not an authorization for repairs.*

*"It is impossible to know, evaluate and advise the service trade of all conceivable ways in which service might be done or of the possible hazardous consequences of each way. Accordingly, anyone who uses a service procedure or tool must first assure that neither personal safety nor vehicle safety will be jeopardized by the selected service methods."*

**TOOLS**

3/4 and 7/8 Open/Boxed End Wrenches, 12" – 14"  
Clean Shop Cloth  
Heavy Duty Floor Jack  
Heavy Duty Jack Stands  
Socket  
Torque wrench, 0-150 ft-lbs.  
Wheel chocks

**PARTS**

<b><u>Part Number</u></b>	<b><u>Description</u></b>	<b><u>Quantity</u></b>
10493818	Upgrade 170906REV Kit, Leveler Mounting Hardware	As required per the inspection procedure

**Kit contains replacement fastening hardware for ONE JACK:**

BOLT - 1/2 - 13 X 1 3/4 HFLH GR8 ZFLK FT HD ST (6 ea.)  
NUT-FLANGE LOCK 1/2X13 GRADE 8 (G), ZINC FINISH (6 ea.)

**WARRANTY LABOR ALLOWANCE:**

**Product Upgrade 170906REV Power Gear leveler hardware**

<b><u>Use Flat Rate Code:</u></b>	<b><u>Time</u></b>
6066-11 Product Upgrade 170906REV Power Gear leveler hardware Inspected/Not Defective (photo required)	0.3 hour
6066-12 Product Upgrade 170906REV Power Gear leveler hardware Inspected/Defective/Repaired	1.0 hour <u>per jack</u>

**Prior Authorization (PAR) is required for jack mounting hardware replacement**

*If you have any questions regarding this Bulletin, contact  
REV Recreation Group Dealer Technical Support:*

**American Coach Dealer Technical Support: (800) 417-6413**

**Monaco/Holiday Rambler Dealer Technical Support: (877) 332-9239**

Service literature can be accessed online at: <http://revrvdealers.com>

*This bulletin is supplied for technical information only and is not an authorization for repairs.*

"It is impossible to know, evaluate and advise the service trade of all conceivable ways in which service might be done or of the possible hazardous consequences of each way. Accordingly, anyone who uses a service procedure or tool must first assure that neither personal safety nor vehicle safety will be jeopardized by the selected service methods."

## Product Upgrade 170906REV Affected Unit Serial Numbers

### Model Year 2016 American Coach / American Dream

REV Unit Identification #	Chassis VIN #	REV Unit Identification #	Chassis VIN #
720MG4422943	4UZFCGCY4GCHR4102	720TG4422865	4UZFCGBG6GCHU1314
720MG4423123	4UZFCGCY4GCHV8491	720TG4422962	4UZFCGBG5GCHW0405
720AG4422661	4UZFCGBG2GCHU9250	720TG4423063	4UZFCGBG4GCHW3697
720AG4422937	4UZFCGBG3GCHV4182	720TG4423066	4UZFCGBG1GCHM7148
720AG4422970	4UZFCGBG7GCHW0406		

### Model Year 2017 American Coach / American Dream

REV Unit Identification #	Chassis VIN #	REV Unit Identification #	Chassis VIN #
720GH4423399	4UZFCGCY1GCHW6788	720AH4424319	4UZFCGBG1HCJB8807
720GH4423552	4UZFCGCY3GCHY3902	720AH4424577	4UZFCGBG4HCJC5864
720GH4423618	4UZFCGCY5HCHZ5194	720AH4424592	4UZFCGBG7HCJC7642
720GH4424149	4UZFCGCYXHCHZ8401	720AH4424715	4UZFCGBG6HCJC5865
720GH4425323	4UZFCGCYXHCJD1109	720AH4424938	4UZFCGBG6HCJD2895
720GH4425811	4UZFCGCY9HCJF7295	720AH4425057	4UZFCGBG6HCJD5215
720MH4423826	4UZFCGCY5HCHZ8399	720AH4425127	4UZFCGBG9HCJD6147
720MH4423831	4UZFCGCY7HCHZ5195	720AH4425183	4UZFCGBG2HCJD6149
720MH4424063	4UZFCGCY8HCHZ8400	720AH4425187	4UZFCGBG5HCJE1734
720MH4424396	4UZFCGCY0HCJB8806	720AH4425321	4UZFCGBG7HCJE1735
720MH4424664	4UZFCGCY6HCJC7641	720AH4425395	4UZFCGBGXHCJE2930
720MH4426567	4UZFCGCY2HCJF8675	720AH4425951	4UZFCGBG5HCJD1110
720AH4423238	4UZFCGBG8GCHW3976	720AH4425955	4UZFCGBG3HCJE2932
720AH4423348	4UZFCGBG1GCHW3978	720AH4426024	4UZFCGBG7HCJE4408
720AH4423471	4UZFCGBG6GCHW7539	720AH4426092	4UZFCGBG9HCJE4409
720AH4423487	4UZFCGBG0FCGX5048	720AH4426493	4UZFCGBG5HCJE7310
720AH4423540	4UZFCGBG5FCGY4618	720AH4426640	4UZFCGBG0HCJE7313
720AH4423543	4UZFCGBG9GCHE0069	720AH4426718	4UZFCGBG8HCJF1271
720AH4423641	4UZFCGBG0GCHY6023	720TH4423197	4UZFCGBG6GCHW3698
720AH4423732	4UZFCGBG2GCHY6024	720TH4423241	4UZFCGBGXGCHW3977
720AH4424164	4UZFCGBG8HCHZ3416	720TH4423490	4UZFCGBG3FCGY4617
720AH4424169	4UZFCGBGXHCHZ3417	720TH4424067	4UZFCGBG6HCHZ1289
720AH4424250	4UZFCGBG8HCHZ5196	720TH4424138	4UZFCGBG2HCHZ1290

*(continued on next page)*

*This bulletin is supplied for technical information only and is not an authorization for repairs.*

"It is impossible to know, evaluate and advise the service trade of all conceivable ways in which service might be done or of the possible hazardous consequences of each way. Accordingly, anyone who uses a service procedure or tool must first assure that neither personal safety nor vehicle safety will be jeopardized by the selected service methods."

## Product Upgrade 170906REV Affected Unit Serial Numbers

### Model Year 2017 American Coach / American Dream

REV Unit Identification #	Chassis VIN #	REV Unit Identification #	Chassis VIN #
720TH4424388	4UZFCGBGXHCJC0703	720TH4425055	4UZFCGBG4HCJD5214
720TH4424459	4UZFCGBG3HCJC3054	720TH4425129	4UZFCGBG0HCJD6148
720TH4424516	4UZFCGBG2HCJC5863	720TH4425185	4UZFCGBG9HCJD6150
720TH4424658	4UZFCGBG4HCJD2894	720TH4425399	4UZFCGBG1HCJE2931
720TH4424714	4UZFCGBG1HCJC0704	720TH4426159	4UZFCGBG5HCJE4410
720TH4424793	4UZFCGBG9HCJC7643	720TH4426283	4UZFCGBG7HCJE4411
720TH4424863	4UZFCGBGXHCJC8431	720TH4426423	4UZFCGBG9HCJE4412
720TH4424864	4UZFCGBG1HCJC8432	720TH4426497	4UZFCGBG7HCJE7311
720TH4424866	4UZFCGBG2HCJD2893	720TH4426570	4UZFCGBG9HCJE7312
720TH4424940	4UZFCGBG8HCJD2896		

### Model Year 2018 American Coach / American Dream

REV Unit Identification #	Chassis VIN #
720TJ4426796	4UZFCGBG6GCHW3975
720AJ4426812	4UZFCGFG4JCJD3088
720GJ4426927	4UZFCGFE8JCJD3089

*(continued on next page)*

*This bulletin is supplied for technical information only and is not an authorization for repairs.*

"It is impossible to know, evaluate and advise the service trade of all conceivable ways in which service might be done or of the possible hazardous consequences of each way. Accordingly, anyone who uses a service procedure or tool must first assure that neither personal safety nor vehicle safety will be jeopardized by the selected service methods."

## Product Upgrade 170906REV Affected Unit Serial Numbers

### Model Year 2016 American Coach / American Eagle

REV Unit Identification #	Chassis VIN #	REV Unit Identification #	Chassis VIN #
719AG4423116	4UZFCGBG2GCHW3696	719CG4422930	4UZFCGBG1GCHV8490
719CG4422576	4UZFCGBGXGCHT9579	719CG4422967	4UZFCGBG3GCHW0404
719CG4422659	4UZFCGBG6GCHT9580	719CG4423118	4UZFCGBG9GCHW6787
719CG4422859	4UZFCGBG6GCHU9249	719TG4422883	4UZFCGBG4GCHU1313
719CG4422924	4UZFCGBG0GCHT5573	719TG4423060	4UZFCGBGXGCHM7147

### Model Year 2017 American Coach / American Eagle

REV Unit Identification #	Chassis VIN #	REV Unit Identification #	Chassis VIN #
719AH4423468	4UZFCGBG0GCHX8844	719AH4426088	4UZFCGBG3HCJE7306
719AH4424453	4UZFCGBG1HCJB7432	719AH4426218	4UZFCGBG9HCJE7309
719AH4424525	4UZFCGBG9HCJC5861	719AH4426421	4UZFCGBG9HCJE9917
719AH4424794	4UZFCGBG0HCJC5862	719AH4426495	4UZFCGBGXHCJF1269
719AH4425054	4UZFCGBG7HCJD1108	719AH4426645	4UZFCGBG4HCJL0969
719AH4425130	4UZFCGBG9HCJE0554	719CH4423233	4UZFCGBGXGCHW7494
719AH4425184	4UZFCGBG8HCJE1730	719CH4423396	4UZFCGBG4GCHW7538
719AH4425883	4UZFCGBGXHCJE4404	719CH4423612	4UZFCGBGXGCHY0200
719AH4425887	4UZFCGBG1HCJE4405	719CH4423637	4UZFCGBG2HCHZ3413

### Model Year 2018 American Coach / American Eagle

REV Unit Identification #	Chassis VIN #
719CJ4426794	4UZFCGBGXHCJL3486
719CJ4426809	4UZFCGBG2HCJM2165
719AJ4426924	4UZFCGBG4HCJM2166

*(continued on next page)*

*This bulletin is supplied for technical information only and is not an authorization for repairs.*

"It is impossible to know, evaluate and advise the service trade of all conceivable ways in which service might be done or of the possible hazardous consequences of each way. Accordingly, anyone who uses a service procedure or tool must first assure that neither personal safety nor vehicle safety will be jeopardized by the selected service methods."



## Product Upgrade 170906REV Affected Unit Serial Numbers

### Model Year 2017 American Coach / American Eagle

REV Unit Identification #	Chassis VIN #	REV Unit Identification #	Chassis VIN #
719CH4423736	4UZFCGBG2HCHZ5193	719CH4426090	4UZFCGBG5HCJE7307
719CH4423827	4UZFCGBGXHCHZ9007	719CH4426220	4UZFCGBG7HCJE9916
719CH4424314	4UZFCGBGXHCJB7431	719CH4426347	4UZFCFG9JCID3099
719CH4424581	4UZFCGBG3HCJC7637	719CH4426642	4UZFCGBG2HCJK8380
719CH4424646	4UZFCGBG5HCJC7638	719NH4425056	4UZFCGBG2HCJD5213
719CH4424939	4UZFCGBG0HCJD5212	719NH4425126	4UZFCGBG7HCJD6146
719CH4425128	4UZFCGBG7HCJE0553	719NH4426156	4UZFCGBG7HCJE7308
719CH4425186	4UZFCGBGXHCJE1731	719TH4424159	4UZFCGBG9HCJB4052
719CH4425325	4UZFCGBG1HCJE1732	719TH4424244	4UZFCGBG8GCHT8768
719CH4425397	4UZFCGBG3HCJE1733	719TH4424383	4UZFCGBG8HCJB8805
719CH4425648	4UZFCGBG1HCJC3053	719TH4424865	4UZFCGBG0HCJD2892
719CH4425697	4UZFCGBGXHCJE2927	719TH4424937	4UZFCGBG3HCJC7640
719CH4425747	4UZFCGBG1HCJE2928	719TH4426280	4UZFCGBG5HCJE9915
719CH4425809	4UZFCGBG3HCJE2929	719TH4426350	4UZFCGBG6HCJF1270
719CH4425953	4UZFCGBG3HCJE4406	719TH4426716	4UZFCGBG0HCJL0970
719CH4426022	4UZFCGBG5HCJE4407		

### Model Year 2016 American Coach / American Revolution

REV Unit Identification #	Chassis VIN #	REV Unit Identification #	Chassis VIN #
781GG4422663	4UZFCGCY0GCHS7349	781TG4422932	4UZFCGCY2GCHU1320
781GG4422871	4UZFCGCY7GCHS7350	781TG4422976	4UZFCGCY1GCHV8495
781GG4422886	4UZFCGCY6GCHU1319	781TG4423120	4UZFCGCY7GCHV8498
781GG4422964	4UZFCGCY6GCHV8492	781TG4423203	4UZFCGCY3GCHW6789
781GG4422973	4UZFCGCY8GCHV8493	781TG4423235	4UZFCGCYXGCHW6790
781GG4423069	4UZFCGCYXGCHV8494	781TG4423413	4UZFCGCYXGCHW7504
781GG4423071	4UZFCGCY3GCHV8496	781BH4425167	4UZACGCY4HCJE1712
781GG4423073	4UZFCGCY5GCHV8497	781BH4425885	4UZACGCY3HCJF7304
781GG4423125	4UZFCGCY9GCHV8499	781BH4426020	4UZACGCY8HCJG0926
781GG4423129	4UZFCGCY1GCHV8500	781BH4426023	4UZACGCY3HCJH6967
781GG4423200	4UZFCGCY3GCHV8501	781BH4426284	4UZACGCY9HCJH9677
781GG4423243	4UZFCGCY1GCHW6791	781BH4426494	4UZACGCY9HCJK1699
781GG4423405	4UZFCGCY3GCHW6792	781BH4426643	4UZACGCY1HCJK1700
781TG4422877	4UZFCGCYXGCHT2817	781BH4426795	4UZACGCY4HCJL3517

*(continued on next page)*

*This bulletin is supplied for technical information only and is not an authorization for repairs.*

"It is impossible to know, evaluate and advise the service trade of all conceivable ways in which service might be done or of the possible hazardous consequences of each way. Accordingly, anyone who uses a service procedure or tool must first assure that neither personal safety nor vehicle safety will be jeopardized by the selected service methods."

## Product Upgrade 170906REV Affected Unit Serial Numbers

### Model Year 2017 American Coach / American Revolution

REV Unit Identification #	Chassis VIN #	REV Unit Identification #	Chassis VIN #
781DH4423549	4UZFCGCV3GCHW7506	781PH4426091	4UZFCGCV2HCJF2875
781DH4424056	4UZFCGCV3HCHZ7378	781PH4426348	4UZFCGCV5HCJH9651
781DH4424519	4UZFCGCV4HCJC5869	781PH4426422	4UZFCGCV2HCJK1694
781DH4424661	4UZFCGCVXHCJD1112	781PH4426568	4UZFCGCVXHCJK1698
781DH4424775	4UZFCGCV9HCJD5216	781PH4426644	4UZFCGCV3HCJL0971
781DH4424933	4UZFCGCV0HCJD7629	781QH4424262	4UZFCGCV4HCJB8808
781DH4425039	4UZFCGCV6HCJC8434	781QH4424324	4UZFCGCV2HCJB8810
781DH4425098	4UZFCGCV1HCJE0555	781QH4424330	4UZFCGCV6HCJB8809
781DH4425175	4UZFCGCV2HCJE1715	781QH4424391	4UZFCGCV6HCJC0706
781DH4425812	4UZFCGCV5HCJE4415	781QH4424507	4UZFCGCV9HCJC5866
781GH4424399	4UZFCGCV8HCJC0707	781QH4424513	4UZFCGCV2HCJC5868
781GH4424468	4UZFCGCV6HCJC3055	781QH4424722	4UZFCGCV0HCJD2897
781GH4424471	4UZFCGCV8HCJC3056	781QH4424778	4UZFCGCV0HCJD5217
781GH4424649	4UZFCGCV4HCJC0705	781QH4424850	4UZFCGCV3HCJD6152
781GH4424729	4UZFCGCV2HCJD2898	781QH4424860	4UZFCGCV7HCJD6154
781GH4424857	4UZFCGCV5HCJD6153	781QH4424917	4UZFCGCV5HCJD7626
781GH4425888	4UZFCGCV4HCJF1274	781QH4424921	4UZFCGCV7HCJD7627
781GH4426160	4UZFCGCV0HCJF7296	781QH4425047	4UZFCGCV7HCJD7630
781GH4426219	4UZFCGCV2HCJF7297	781QH4425105	4UZFCGCV0HCJE1714
781GH4426351	4UZFCGCV9HCJH9653	781QH4425320	4UZFCGCV3HCJE0556
781GH4426420	4UZFCGCV0HCJH9654	781QH4425324	4UZFCGCV4HCJE1716
781GH4426496	4UZFCGCV6HCJK1696	781QH4425394	4UZFCGCV6HCJE2933
781GH4426569	4UZFCGCV1HCJK4280	781QH4425396	4UZFCGCV8HCJE2934
781GH4426719	4UZFCGFEXJCD3093	781QH4425398	4UZFCGCVXHCJE2935
781PH4424781	4UZFCGCV2HCJD5218	781QH4425952	4UZFCGCV6HCJF1275
781PH4425649	4UZFCGCVXHCJC0708	781QH4426089	4UZFCGCV0HCJF2874
781PH4425698	4UZFCGCV4HCJD2899	781QH4426158	4UZFCGCV4HCJF2876
781PH4425700	4UZFCGCV1HCJE2936	781QH4426221	4UZFCGCV2HCJH6965
781PH4425748	4UZFCGCV5HCJE2938	781QH4426349	4UZFCGCV7HCJH9652
781PH4425808	4UZFCGCV1HCJE4413	781QH4426492	4UZFCGCV4HCJK1695
781PH4425810	4UZFCGCV3HCJE4414	781QH4426566	4UZFCGCV8HCJK1697
781PH4425886	4UZFCGCV7HCJE4416	781QH4426571	4UZFCGCV3HCJK4281
781PH4425954	4UZFCGCV5HCJF2871	781QH4426793	4UZFCGCV5HCJL0972
781PH4425956	4UZFCGCV7HCJF2872	781SH4423546	4UZFCGCV1GCHW7505
781PH4426087	4UZFCGCV9HCJF2873	781SH4424060	4UZFCGCV3HCHZ9051

*(continued on next page)*

*This bulletin is supplied for technical information only and is not an authorization for repairs.*

"It is impossible to know, evaluate and advise the service trade of all conceivable ways in which service might be done or of the possible hazardous consequences of each way. Accordingly, anyone who uses a service procedure or tool must first assure that neither personal safety nor vehicle safety will be jeopardized by the selected service methods."

## Product Upgrade 170906REV Affected Unit Serial Numbers

---

### Model Year 2017 American Coach / American Revolution

REV Unit Identification #	Chassis VIN #	REV Unit Identification #	Chassis VIN #
781SH4424175	4UZFCGCY4HCHZ9690	781SH4424790	4UZFCGCY0HCJD5220
781SH4424256	4UZFCGCY8HCHZ9689	781SH4424843	4UZFCGCY1HCJD6151
781SH4424258	4UZFCGCY4HCJB7433	781SH4424929	4UZFCGCY9HCJD7628
781SH4424402	4UZFCGCY4HCJB8811	781SH4425102	4UZFCGCY9HCJE1713
781SH4424465	4UZFCGCY1HCJC0709	781SH4425322	4UZFCGCY6HCJE1717
781SH4424510	4UZFCGCY0HCJC5867	781SH4425696	4UZFCGCY9HCJD6155
781SH4424589	4UZFCGCY4HCJC8433	781SH4425745	4UZFCGCY3HCJE2937
781SH4424652	4UZFCGCY8HCJD1111	781SH4426282	4UZFCGCY4HCJH6966
781SH4424716	4UZFCGCY1HCJD1113	781SH4426641	4UZFCGCY5HCJK8381
781SH4424786	4UZFCGCY4HCJD5219		

### Model Year 2018 American Coach / American Revolution

REV Unit Identification #	Chassis VIN #	REV Unit Identification #	Chassis VIN #
781QJ4426808	4UZFCGCY0HCJM2169	781QJ4426923	4UZFCGCY9HCJM2171
781QJ4426811	4UZFCGCY7HCJM2167	781QJ4426925	4UZFCGCY0HCJM2172
781SJ4426810	4UZFCGCY9HCJM2168	781QJ4426926	4UZFCGCY2HCJM2173
781PJ4426813	4UZFCGCY7HCJM2170	781QJ4426928	4UZFCGCY4HCJM2174

*(continued on next page)*

*This bulletin is supplied for technical information only and is not an authorization for repairs.*

"It is impossible to know, evaluate and advise the service trade of all conceivable ways in which service might be done or of the possible hazardous consequences of each way. Accordingly, anyone who uses a service procedure or tool must first assure that neither personal safety nor vehicle safety will be jeopardized by the selected service methods."

## Product Upgrade 170906REV Affected Unit Serial Numbers

### Model Year 2016 Monaco Diplomat

REV Unit Identification #	Chassis VIN #	REV Unit Identification #	Chassis VIN #
621QG4422874	4UZFCGCY0GCHU1316	621SG4422665	4UZFCGCY9GCHU9253
621QG4422934	4UZFCGCY5GCHV8502	621SG4422868	4UZFCGCY9GCHU1315
621QG4422981	4UZFCGCY1GCHW0408	621SG4422939	4UZFCGCY7GCHV8503
621DG4422941	4UZFCGCY9GCHV8504	621SG4423077	4UZFCGCY1GCHW3700
621DG4422979	4UZFCGCYXGCHW0407	621SG4423209	4UZFCGCY7GCHW7508
621SG4423133	4UZFCGCY7GCHW6794	621SG4423212	4UZFCGCY9GCHW7509

### Model Year 2017 Monaco Diplomat

REV Unit Identification #	Chassis VIN #	REV Unit Identification #	Chassis VIN #
621DH4424925	4UZFCGCY9HCJD7631	621QH4425432	4UZFCGCY7HCJF1298
621DH4425042	4UZFCGCY7HCJE0558	621QH4426279	4UZFCGFE3JCJD3100
621DH4426021	4UZFCGCY0HCJF7301	621QH4426714	4UZFCGCY8HCJH6968
621GH4423247	4UZFCGCY0GCHW7544	621QH4426715	4UZFCGCY5HCJF1297
621GH4423252	4UZFCGCY4GCHW7546	621QH4426717	4UZFCGCY6HCJH6970
621GH4423343	4UZFCGCY6GCHW7547	621SH4422927	4UZFCGCYXGCHV6678
621GH4423623	4UZFCGCY4GCHY3908	621SH4423402	4UZFCGCY7GCHX8847
621GH4424147	4UZFCGCY1HCJB4053	621SH4423474	4UZFCGCY0GCHX8849
621GH4424386	4UZFCGCY8HCJB8813	621SH4423647	4UZFCGCY9GCHY6027
621GH4424655	4UZFCGCY2HCJC5871	621SH4423650	4UZFCGCY4GCHY6453
621PH4424846	4UZFCGCY0HCJD6156	621SH4424151	4UZFCGCY3HCJB4054
621PH4425695	4UZFCGCY0HCJF1272	621SH4424247	4UZFCGCY6HCJB7434
621PH4425746	4UZFCGCY4HCJF7298	621SH4424254	4UZFCGCY8HCJB7435
621PH4426157	4UZFCGCY2HCJH2866	621SH4424322	4UZFCGCY6HCJB8812
621QH4423245	4UZFCGCY9GCHW7543	621SH4424327	4UZFCGCY1HCJB8815
621QH4423644	4UZFCGCY7GCHY6026	621SH4424522	4UZFCGCY1HCJC3058
621QH4423828	4UZFCGCY0HCHZ5197	621SH4424733	4UZFCGCY4HCJD5222
621QH4424456	4UZFCGCY8HCJC0710	621SH4424853	4UZFCGCY2HCJD6157
621QH4425035	4UZFCGCY5HCJE0557	621SH4425108	4UZFCGCY7HCJE2939
621QH4425051	4UZFCGCY9HCJE0559	621SH4425285	4UZFCGCY5HCJE2941
621QH4425092	4UZFCGCY8HCJE1718	621SH4425358	4UZFCGCY3HCJE9886
621QH4425164	4UZFCGCY3HCJE2940	621SH4426155	4UZFCGCY2HCJF7302

### Model Year 2018 Monaco Diplomat

REV Unit Identification #	Chassis VIN #	REV Unit Identification #	Chassis VIN #
621QJ4426792	4UZFCGCY8HCJH6971	621QJ4427006	4UZFCGCY7HCJJ7012
621QJ4426797	4UZFCGCY3HCJH9678		

*(continued on next page)*

*This bulletin is supplied for technical information only and is not an authorization for repairs.*

"It is impossible to know, evaluate and advise the service trade of all conceivable ways in which service might be done or of the possible hazardous consequences of each way. Accordingly, anyone who uses a service procedure or tool must first assure that neither personal safety nor vehicle safety will be jeopardized by the selected service methods."

## Product Upgrade 170906REV Affected Unit Serial Numbers

### Model Year 2016 Holiday Rambler Scepter

REV Unit Identification #	Chassis VIN #	REV Unit Identification #	Chassis VIN #
630QG4422667	4UZFCGCY0GCHU9254	630SG4423082	4UZFCGCY5GCHW3702
630QG4422669	4UZFCGCY2GCHU9255	630SG4423131	4UZFCGCY5GCHW6793
630QG4423206	4UZFCGCY5GCHW7507	630SG4423135	4UZFCGCY9GCHW6795
630DG4422880	4UZFCGCY8GCHV6677	630SG4423137	4UZFCGCY0GCHW6796
630DG4423075	4UZFCGCY9GCHW3699	630SG4422985	4UZFCGCY3GCHW0409
630SG4422983	4UZFCGCYXGCHW0410	630SG4423215	4UZFCGCY5GCHW7510
630SG4423080	4UZFCGCY3GCHW3701	630SG4423218	4UZFCGCY7GCHW7511

### Model Year 2017 Holiday Rambler Scepter

REV Unit Identification #	Chassis VIN #	REV Unit Identification #	Chassis VIN #
630DH4424584	4UZFCGCY0HCJC5870	630QH4423250	4UZFCGCY2GCHW7545
630DH4425807	4UZFCGCY6HCJF7299	630QH4423345	4UZFCGCY3GCHX8845
630GH4423353	4UZFCGCY2GCHY3907	630QH4423478	4UZFCGCY5GCHY3903
630GH4423408	4UZFCGCY9GCHX8848	630QH4423740	4UZFCGCY5GCHY8390
630GH4423484	4UZFCGCY5GCHX8846	630QH4423743	4UZFCGCY2HCHZ3418
630GH4423629	4UZFCGCY9GCHY3905	630QH4424719	4UZFCGCY2HCJD5221
630GH4423654	4UZFCGCY6GCHY6454	630QH4425699	4UZFCGCY1HCJF2835
630GH4423726	4UZFCGCY9GCHY8389	630SH4423481	4UZFCGCY7GCHY3904
630GH4423829	4UZFCGCY2HCHZ5198	630SH4423555	4UZFCGCY5GCHY6025
630GH4424332	4UZFCGCYXHCJB8814	630SH4423558	4UZFCGCY0GCHY3906
630GH4424462	4UZFCGCYXHCJC3057	630SH4424393	4UZFCGCY3HCJB8816
630GH4425362	4UZFCGCY3HCJF1296	630SH4425291	4UZFCGCY1HCJE9885
630PH4425647	4UZFCGCY2HCJF1273	630SH4425500	4UZFCGCY3HCJF2836
630PH4425884	4UZFCGCY9HCJF7300	630SH4426281	4UZFCGCYXHCJH6969

*This bulletin is supplied for technical information only and is not an authorization for repairs.*

"It is impossible to know, evaluate and advise the service trade of all conceivable ways in which service might be done or of the possible hazardous consequences of each way. Accordingly, anyone who uses a service procedure or tool must first assure that neither personal safety nor vehicle safety will be jeopardized by the selected service methods."