

MIL "ON" DTC P0401

Service Category Engine/Hybrid System

Section Emission Control

Market USA

Lexus Supports
ASE Certification 

Applicability

YEAR(S)	MODEL(S)	ADDITIONAL INFORMATION
2011 – 2012	CT200H	

Introduction

Some 2011 – 2012 model year CT 200h vehicles equipped with a 2ZR-FXE engine may exhibit a MIL "ON" condition with Diagnostic Trouble Code (DTC) P0401 (*Exhaust Gas Recirculation Flow Insufficient Detected*) present. The Exhaust Gas Recirculation (EGR) Valve has been improved to address this condition.

Production Change Information

This bulletin applies to vehicles produced **BEFORE** the Production Change Effective VIN shown below.

MODEL	ENGINE	PLANT	PRODUCTION CHANGE EFFECTIVE VIN
CT 200h	2ZR-FXE	TMK	JTHKD5BH#C2112797

Warranty Information

OP CODE	DESCRIPTION	TIME	OFF	T1	T2
EG1306	R & R Exhaust Recirculation Valve	1.9	25620-37110	8A	54

APPLICABLE WARRANTY

- This repair is covered under the Lexus Basic Warranty. This warranty is in effect for 48 months or 50,000 miles, whichever occurs first, from the vehicle's in-service date.
- Warranty application is limited to occurrence of the specified condition described in this bulletin.

MIL "ON" DTC P0401

Parts Information

PART NUMBER		PART NAME	QTY
PREVIOUS	NEW		
25620-37110	25620-37120	Valve Assy, EGR	1
25627-37010		Gasket, EGR Valve	1
25634-37010		Gasket, EGR Pipe	1

Required Tools & Equipment

REQUIRED EQUIPMENT	SUPPLIER	PART NUMBER	QTY
Techstream 2.0*	ADE	TS2UNIT	1
TIS Techstream		TSPKG1	
Techstream Lite		TSLITEDLR01	

REQUIRED MATERIAL	QUANTITY
Heat-resistant Vinyl Tape	As Needed

* Essential SST.

<p>NOTE</p> <ul style="list-style-type: none"> • Only ONE of the Techstream units listed above is required. • Software version 8.10.021 or later is required. • Additional Techstream units may be ordered by calling Approved Dealer Equipment (ADE) at 1-800-368-6787.
--

Repair Procedure

1. Use Techstream to check for DTCs and confirm the condition is present as described in the Introduction.
2. Remove and replace the Exhaust Gas Recirculation (EGR) Valve with the updated part.

Refer to the Technical Information System (TIS), applicable model and model year Repair Manual:

- 2011 / 2012 CT 200h:
Engine/Hybrid System – Emission Control – “2ZR-FXE Emission Control: EGR Valve: Removal”
- 2011 / 2012 CT 200h:
Engine/Hybrid System – Emission Control – “2ZR-FXE Emission Control: EGR Valve: Installation”


MIL "ON" DTC P0401

Repair Procedure (Continued)

3. Modify the wire harness using the following procedure.

A. Remove the vinyl tape wrapped around the main harness and the EGR harness.

Figure 1.



B. Wrap the exposed zip tie 7 – 8 times with the heat-resistant vinyl tape.

Figure 2.

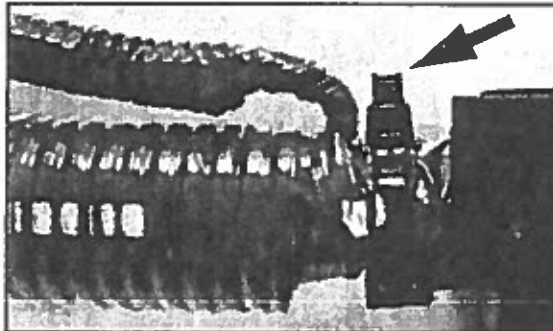
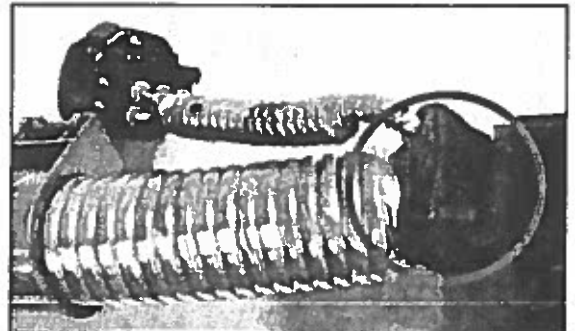


Figure 3.



C. Connect the EGR harness to the new EGR Valve.

4. Clear all DTCs using Techstream, test drive vehicle, and confirm that no pending codes are present.

