


# BeSpoke Software Update for iOS 7 Compatibility

**Service Category** Audio/Visual/Telematics

**Section** Audio/Video

**Market** USA

Scion Supports  
ASE Certification 

## Applicability

YEAR(S)	MODEL(S)	ADDITIONAL INFORMATION
2013	FR-S, iQ, tC, xB, xD	

## Introduction

Customers with vehicles equipped with the premium head unit (BeSpoke® powered by Zypr™) who use an iPhone® 4 or 4S that has been updated to iOS 7 may experience a blank display when using the BeSpoke® source on the head unit. Pioneer has revised the 2013 model year “BeSpoke® powered by Zypr™” head unit software to work with an iPhone 4/4s with iOS 7 to address this condition.

### NOTE

This head unit software update only addresses the iPhone 4/4s with iOS 7 compatibility. There are no added features or enhancements as a result of this update. Customers who do not use or plan to use the iPhone 4 or 4s BeSpoke source will not benefit from this update.

## Warranty Information

OP CODE	DESCRIPTION	TIME	OFF	T1	T2
AU1303	R & R Radio Assembly	0.4	PT546-18130	87	74

### NOTE

Prompt return of the radio assemblies is critical in supporting the Warranty Exchange Program, so please return them as soon as possible. Please refer to Toyota Warranty Policy and Procedures, [“Policy 4.29: Scion Audio Exchange Warranty Dealer Float Program \(Scion Models Only\).”](#)

### APPLICABLE WARRANTY

- This repair is covered under the Toyota Basic Warranty. This warranty is in effect for 36 months or 36,000 miles, whichever occurs first, from the vehicle’s in-service date.
- Warranty application is limited to occurrence of the specified condition described in this bulletin.

## BeSpoke Software Update for iOS 7 Compatibility

### Parts Information

PART NUMBER	PART NAME	QTY
PT546-18130	BeSpoke® Premium Audio	1

**NOTE**

The radio **MUST** be ordered through the Pioneer Exchange Program to qualify for warranty coverage.

### Required Tools & Equipment

SPECIAL SERVICE TOOLS (SST)	PART NUMBER	QTY
Plastic Pry Tool Kit*	<a href="#">00002-06020-01</a>	1

**NOTE**

Additional SSTs may be ordered by calling 1-800-933-8335.

\* Essential SST.

### Repair Procedure

1. Confirm the vehicle head unit is the “BeSpoke® powered by Zyrp™” model.

Figure 1.



2. Confirm the software version.
  - A. Cycle ignition to ACC.

## BeSpoke Software Update for iOS 7 Compatibility

---

### Repair Procedure (Continued)

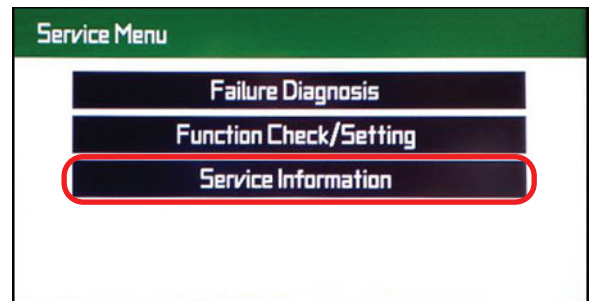
- B. Press and hold the Audio button and cycle the Headlight Switch 3 times to enter the Diagnostic Mode.

Figure 2.



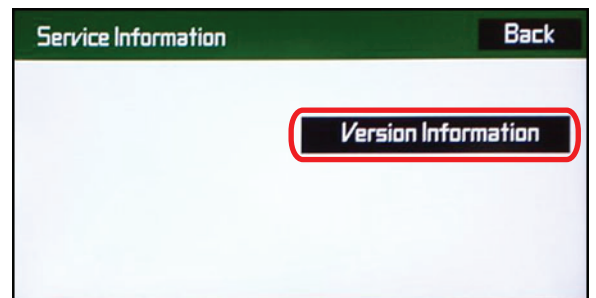
- C. Select *Service Information*.

Figure 3.



- D. Select *Version Information*.

Figure 4.



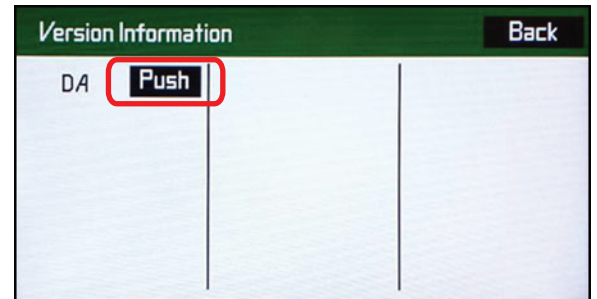
## BeSpoke Software Update for iOS 7 Compatibility

---

### Repair Procedure (Continued)

E. Select *Push*.

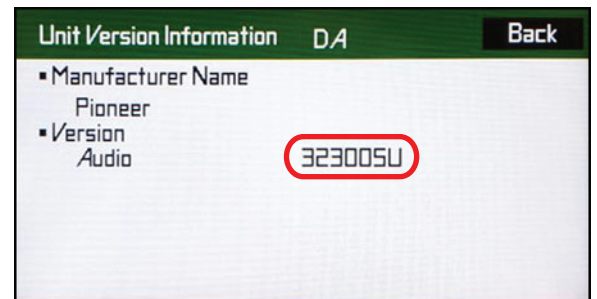
Figure 5.



F. Confirm current version is older than new version.

- If the current version is 32400SU, **STOP** – this bulletin does NOT apply.
- If the current version is 32300SU or older, proceed to the next step.

Figure 6.



3. Replace the radio assembly.

Refer to the Technical Information System (TIS), applicable model and model year Accessories Installation:

**NOTE**

**Scion radio assembly replacement is NOT in the Repair Manual.**

- 2013 FR-S:  
*Audio/Visual/Telematics – Audio/Video – [“2013 SCION FR-S Audio \(Premium w/ Bespoke\) PT546-18130 Rev. B”](#)*
- 2013 iQ:  
*Audio/Visual/Telematics – Audio/Video – [“2013 SCION iQ Audio \(Premium w/ Bespoke\) PT546-18130 Rev. A”](#)*
- 2013 tC:  
*Audio/Visual/Telematics – Audio/Video – [“2013 SCION tC Audio \(Premium w/ Bespoke\) PT546-18130 Rev. A”](#)*

## BeSpoke Software Update for iOS 7 Compatibility

---

### Repair Procedure (Continued)

- 2013 xB:  
*Audio/Visual/Telematics – Audio/Video – [“2013 SCION xB Audio \(Premium w/ Bespoke\) PT546-18130 Rev. A”](#)*
- 2013 xD:  
*Audio/Visual/Telematics – Audio/Video – [“2013 SCION xD Audio \(Premium w/ Bespoke\) PT546-18130 Rev. A”](#)*

**NOTE**

**For dealer stock: Send new parts from your parts department or new car inventory to Pioneer for the software update. Your part will be updated the same day it is received and will be sent back to you.**

4. Confirm proper operation of the premium head unit software.