



GROUP
ENG

MODEL
2018MY
Forte (YDm)
Rio (SC)

NUMBER
186

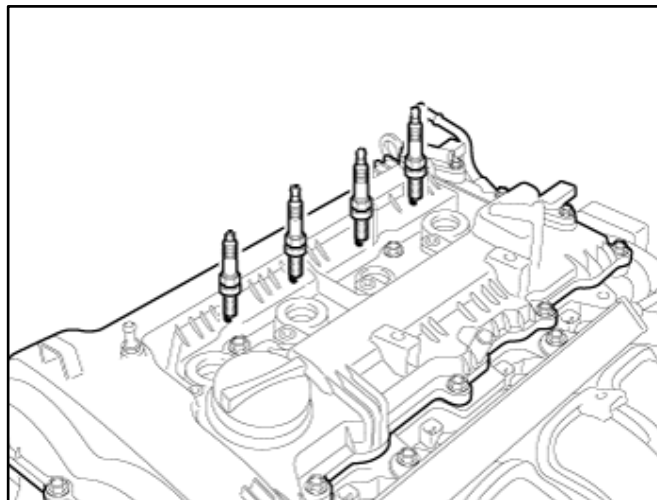
DATE
April 2018

TECHNICAL SERVICE BULLETIN

SUBJECT: SERVICE ACTION: SPARK PLUG REPLACEMENT (SA342)

This bulletin provides the procedure to replace the spark plugs on some 2018MY Forte (YDm), produced from November 21, 2017 through April 12, 2018, and 2018MY Rio (SC) vehicles, both produced from November 22, 2017 through February 6, 2018, which may exhibit a malfunction indicator lamp (MIL) ON with DTCs P0300 through P0304 due to the spark plug porcelain cracking during manufacturing. Follow the procedure outlined in this bulletin to replace all four spark plugs, whether or not the MIL is ON. Before conducting the procedure, verify that the vehicle is included in the list of affected VINs.

DTCs P0300 – P0304: Random/Multiple Cylinder Misfire Detected



* NOTICE

A Service Action is a repair program without customer notification that is performed during the warranty period. Any dealer requesting to perform this repair outside the warranty period will require DPSM approval.

Repair status for a VIN is provided on WebDCS (Service → Warranty Coverage → Warranty Coverage Inquiry → Campaign Information). Not completed Recall / Service Action reports are available on WebDCS (Consumer Affairs → Not Completed Recall → Recall VIN → Select Report), which includes a list of affected vehicles.

This issue number is SA342.

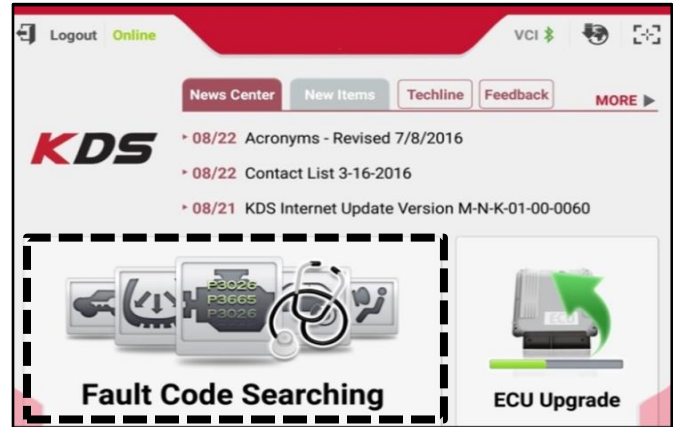
File Under: <Engine>

Circulate To: General Manager Service Manager Parts Manager
 Service Advisors Technicians Body Shop Manager Fleet Repair

Replacement Procedure:

1. If the MIL is ON, perform a **Fault Code Search** with the KDS for any DTCs listed on page 1 and erase and then proceed to step 2 below.

If the MIL is not ON, proceed to step 2 below.

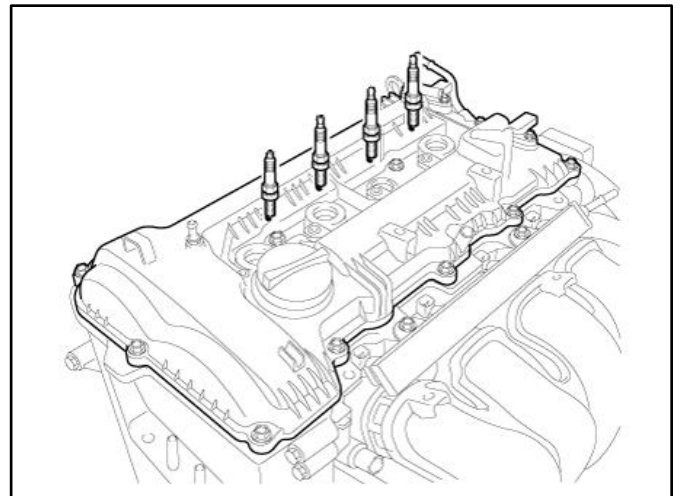
*** NOTICE**

A Vehicle Diagnosis Number (VDN) is required for compensation of diagnosis time and clearing of related DTCs.

2. Replace all four spark plugs by referring to the Removal section of the “Engine Electrical System → Ignition System → Spark Plug → Repair procedures” chapter on the applicable Shop Manual on KGIS.

*** NOTICE**

Electrode Gap Spec:
0.0394 – 0.0433in (1.0 – 1.1mm)
Plug Tightening Torque Spec:
10.8 – 18.0 lb.ft (14.7 – 24.5 N.m,
1.5 – 2.5 kgf.m)



3. Start the engine and ensure proper operation of the vehicle with no related DTC(s).
NOTE: If a DTC is present but not related to a misfire DTC (P030X), diagnose as necessary.

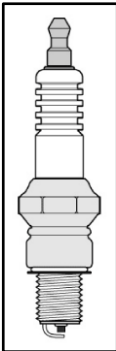
SUBJECT:

SERVICE ACTION: SPARK PLUG REPLACEMENT (SA342)

AFFECTED VEHICLE RANGE:

Model	Production Date Range
Forte (YDm)	November 21, 2017 through April 12, 2018
Rio (SC)	November 22, 2017 through February 6, 2018

REQUIRED PART:

Model	Part Name	Part Number	Figure	Qty.
Forte (YDm)	Spark Plug	18867 09095QQK		4
Rio (SC)	Spark Plug	18846 10061QQK		4

WARRANTY INFORMATION:

N Code: N99 C Code: C99

Model	Claim Type	Causal P/N	Qty.	Repair Description	Labor Op Code	Op Time	Replacement P/N	Qty.
YDm	V	18867 09095	0	(SA342) Spark Plug Replacement	180M01R1	0.4 M/H	18867 09095QQK	4
				(SA342) Spark Plug Replacement with DTC Erase	180M01R0	0.7 M/H		
SC	V	18846 10061	0	(SA342) Spark Plug Replacement	180M05R1	0.4 M/H	18846 10061QQK	4
				(SA342) Spark Plug Replacement with DTC Erase	180M05R0	0.7 M/H		

NOTE: Labor Op Codes 180M01R0 and 180M05R0 should only be used when there is MIL ON with an active or history DTC P030X requiring the use of KDS. A VDN is required to claim either labor op codes.

*** NOTICE**

VIN inquiry data for this repair is provided for tracking purposes only. Kia retailers should reference **SA342** when accessing the WebDCS system.