



SI B52 02 17
Seats

December 2017
Technical Service

SERVICE ACTION: CHECK PUMP FOR BACKREST WIDTH ADJUSTMENT

New information provided by this revision is preceded by this symbol  .

Please perform the procedure outlined in this Service Information on all affected vehicles before customer delivery. In the event the customer has already taken delivery of the vehicle, please perform the procedure the next time the vehicle is in the shop.

This Service Information bulletin supersedes SI B52 02 17 **dated March 2017**

What's New:

- Situation statement clarified because this Service Action applies to vehicle with or without Competition Package (7MA).

MODEL

F80 (M3 Sedan)	F82 (M4 Coupe)
----------------	----------------

AFFECTED VEHICLES

Vehicles which require this Service Action to be completed will show it as "Open" when checked either in AIR, the "Service Menu" of DCSnet (Dealer Communication System) or with the Key Reader.



SITUATION

The backrest width adjustment and, the lumbar support adjustment of the front seats are accomplished by a common air pump.

There may be a decrease in pressure in the door-side backrest and /or the lumbar support without any user input.

CAUSE

The plug connection between the air pump and the door-side backrest width adjustment or the bottom lumbar support may be leaking.

CORRECTION

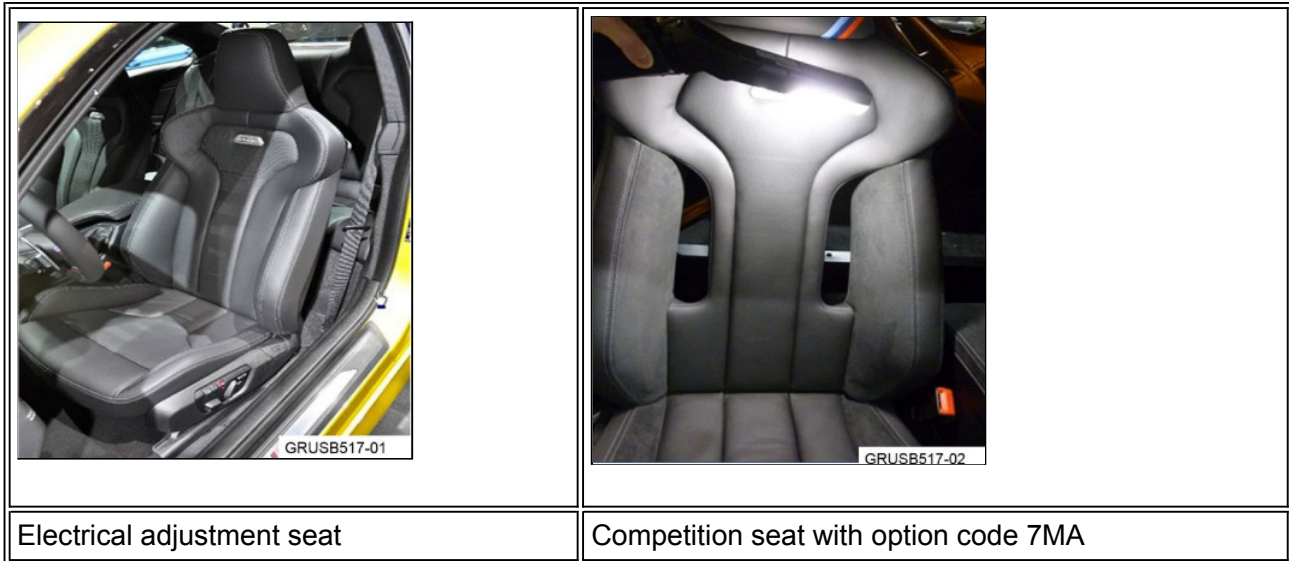
- Check system on both front seats for tightness and no leak found.
- Check system on both front seats and found driver's side or/and passenger's side (s) leak, replace air pump for defective side(s).

PROCEDURE



Note: Competition package vehicles have only backrest width adjustment - no lumbar support

adjustment.



Check system on both front seats for tightness:



Note: The initial pressure check as described in steps 1-6 can be performed in the parking lot

since the vehicle will sit for at least an hour.

1. Switch on ignition.
2. Inflate backrest width adjustment and lumbar support of both front seats to the maximum.
3. Switch off ignition.
4. Leave the vehicle stand for 1 hour.
5. Switch on ignition (after 1 hour).
6. Check the previously fully-inflated door-side backrest width adjustment and lumbar support (if equipped) for leaks.
 - a. Place hand on the door side backrest adjustment and re-inflate.

Did the cushion rise again?

YES – a leak is present and air pump needs to be replaced. Follow replacement procedure specified below.

NO – continue with next step.

- b. Place hand on lumbar support and re-inflate.

Did the cushion rise again?

YES – a leak is present and air pump needs to be replaced. Follow replacement procedure specified below.

NO – continue with next step.




- c. Repeat this step on other side front seat.

7. If no leak was found, let car sit for 4 hours and repeat step 6.

REPLACEMENT

To replace the backrest width adjustment / lumbar support pump follow repair instructions (see **Note on competition seat** below):

- REP 52 15 001 “Removing and installing front seat, driver’s side”
- REP 52 15 002 “Removing and installing front seat, passenger’s”
- REP 52 15 115 “Replacing lumbar support pump (with valve block) on left”
- REP 52 15 117 “Replacing right lumbar support pump (with valve block)”

	<p> Note on Competition Seat</p> <p>Both the lines are not required, the competition seat does not have lumbar support, when replacing the air pump. The unused lines have to be cut off using a suitable tool. Pay careful attention to the correct line colors when cutting off. Use the removed part as a reference; see image.</p>
	<p>Tie the unused connector for the lumbar support switch back as seen in image on left.</p>

8. Reinstall the seat (s)
9. Replace 4 fillister-head screws in affected seat with tightening torque: 42Nm.

PARTS INFORMATION

For F80

Part Number	Description	Quantity
52 10 8 058 229	Pump with left valve	1
52 10 8 058 228	Pump with right valve	1

For F82

Part Number	Description	Quantity
52 10 8 058 249	Pump with left valve	1

52 10 8 058 254	Pump with right valve	1
-----------------	-----------------------	---

And:

07 14 9 321 690	Fillister-head screw	4 or 8
-----------------	----------------------	--------

WARRANTY INFORMATION

Reimbursement for this Service Action will be via normal claim entry utilizing the following information:

Defect Code:	0052790100
---------------------	-------------------

No repair is necessary

Labor Operation:	Labor Allowance:	Description:
00 64 829	3 FRU	Checking if the backrest width adjustment pumps is working (No repair is necessary) (Plus work)

Or:

Repairing One Side

Labor Operation:	Labor Allowance:	Description:
00 64 830	12 FRU	Checking backrest width adjustment pumps and replacing front seat pump, left or right (Plus work)

Or for:

Vehicles with OE 07MA: Competition package

Labor Operation:	Labor Allowance:	Description:
00 64 832	16 FRU	Checking backrest width adjustment pumps and replacing front seat pump, left or right (with OE 07MA: Competition package) (Plus work)

Or:

Repairing Both Sides

Labor Operation:	Labor Allowance:	Description:
00 64 831	22 FRU	Checking backrest width adjustment pumps and replacing pumps of both front seats (Plus work)

Or for:

Vehicles with OE 07MA: Competition package

Labor Operation:	Labor Allowance:	Description:
00 64 833	30 FRU	Checking backrest width adjustment pumps and replacing pumps of both front seats (with OE 07MA: Competition package) (Plus work)

Posted: Wednesday, December 20, 2017

[Copyright ©2017 BMW of North America, Inc.]