



Technical Service Bulletin

60 Noises in sunroof mechanism

60 18 22 2050904/1 March 29, 2018.

| Model(s) | Year | VIN Range | Vehicle-Specific Equipment |
|----------|------|-----------------|----------------------------|
| A3 | 2018 | 000001 - 050429 | Not Applicable |

Condition

Various squeaks, noises or rattles are heard in the sunroof area. The noises are more easily heard when the sunroof is in the fully closed or tilted position. If the sunroof is fully open, there are no noises.

Technical Background

During a certain production period the sunroof mechanism sliding rails were contaminated with a lubricant incompatible with the approved lubricant. When the correct approved lubricant was applied to these contaminated areas the correct lubricant did not adhere to these areas. These areas were then susceptible to noises when in contact with adjacent components of the sunroof mechanism.

Production Solution

Production process corrected.

Service

1. The areas of contamination will need to be thoroughly cleaned and dried, then the correct lubricant can be applied. Open the Panoramic sunroof fully. While Figure 1 shows the glass panel removed for clarity, the glass panel does not need to be removed to perform this operation.





Technical Service Bulletin

Figure 1. Sliding rails exposed showing the area of contamination.

2. Thoroughly clean the areas of the sliding rails shown in the illustration with All Purpose Cleaner G 065567A2 and a lint free cloth. The area to clean is 15 cm from the rearmost edge of the rail. Perform this cleaning procedure to both sides.




Figure 2. Area of the sliding rail to be cleaned.

3. Finally, lubricate the cleaned areas with Special Lubricant G 060567A2. Perform this lubrication to both sides as well.

Warranty

| | | | |
|--------------------------|--|--------------|-------|
| Claim Type: | <ul style="list-style-type: none"> • 110 up to 6 Months/6,000 Miles. • 1EB over 6 Months/6,000 Miles up to 48 Months/50,000 Miles. • G10 for CPO Covered Vehicles – Verify Owner. • If vehicle is outside any warranty, this Technical Service Bulletin is informational only. | | |
| Service Number: | 6028 | | |
| Damage Code: | 0020 | | |
| Labor Operations: | Sliding roof cleaned with maintenance service | 6005 2950 | 40 TU |
| Diagnostic Time: | GFF | No allowance | 0 TU |
| | Road test prior to service procedure | 0121 0002 | 10 TU |
| | Road test after service procedure | 0121 0004 | 10 TU |
| Claim Comment: | As per TSB #2050904/1 | | |



All warranty claims submitted for payment must be in accordance with the *Audi Warranty Policies and Procedures Manual*. Claims are subject to review or audit by Audi Warranty.



Technical Service Bulletin

Required Parts and Tools

Always check with your Parts Department and/or ETKA for the latest information and parts bulletins. Please check the Repair Manual for fasteners, bolts, nuts, and screws that require replacement during the repair.

| Part Number | Part Description | Quantity |
|-------------|---|----------|
| G 065567A2 |  All Purpose Cleaner | 0.2 |
| G 060567A2 |  Special Lubricant | 0.2 |



Technical Service Bulletin

Additional Information

All parts and service references provided in this TSB (2050904) are subject to change and/or removal.

©2018 Audi of America, Inc. All rights reserved. Information contained in this document is based on the latest information available at the time of printing and is subject to the copyright and other intellectual property rights of Audi of America, Inc., its affiliated companies and its licensors. All rights are reserved to make changes at any time without notice. No part of this document may be reproduced, stored in a retrieval system, or transmitted in any form or by any means, electronic, mechanical, photocopying, recording, or otherwise, nor may these materials be modified or reposted to other sites without the prior expressed written permission of the publisher.