



Mack Models

Mack Model LR , MRU , AN-Anthem , CHU , CXU , GU

Engine family

Engine family MP7 , MP8

Emission Standard

Emission Standard 2018 , OBD2017 , US17 GHG

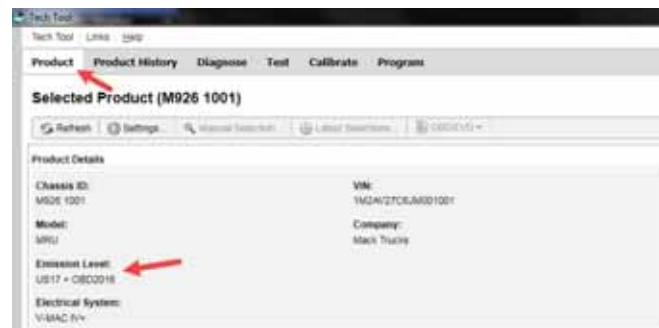
**** SOLUTION ****

Title Mack Chassis - Diagnostic Trouble Code (DTC) P0420 Illuminating The Malfunction Indicator Lamp (MIL) - **US17+OBD16 And US17+OBD18 (GHG17) Emissions (Common Rail Fuel System) - Commonly Model Years 2018 And 2019**

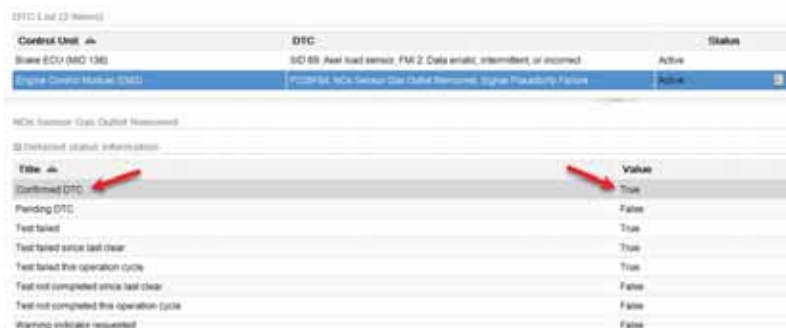
Cause US17 chassis may generate code P0420, with Guided Diagnostics (GD) determining there is No Fault Found (NFF)

Solution **Verify the chassis emissions level**

- Details can be found in the Product Details box on the Product tab in PTT as seen below:



Review the Detailed Status Information for the relevant code on the DTC Readout.



Once the chassis is confirmed to be US17+OBD16 or US17+OBD18:

- Software improvements have been released to address this code.
- Refer to [FSB 284-067 Engine Control Module \(EMS\) and Aftertreatment Control Module \(ACM\), Reprogramming](#).

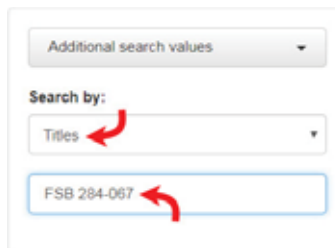
- The bulletin can be found under the Service tab in Impact by searching for either the FSB number, or by reviewing the articles under [Function Group 284](#).
- If the article does not appear when searched with either VIN or Chassis information entered, search by model:

1. Clear any chassis information from the Search box.
2. Select or enter the applicable model.



A screenshot of a search interface. At the top is a 'Search' button with a refresh icon. Below it are two input fields: 'Chassis stock' and 'Chassis No.'. Below those is a 'VIN' field. The 'Model' field is highlighted with a red arrow and contains the text 'CXJ'. Below the model field is a 'Function group' field with a dropdown arrow and a search icon.

3. Make sure Title is selected in the Search By field. Enter "FSB 284-067" in the text entry field.



A screenshot of the search interface. At the top is a dropdown menu labeled 'Additional search values'. Below it is a 'Search by:' label followed by a dropdown menu with 'Titles' selected, indicated by a red arrow. Below that is a text entry field containing 'FSB 284-067', also indicated by a red arrow.

4. Press the Search button. The operation will appear in the results window.

Fgrp	Title	Info type	ID/Operation
284	FSB 284-067, Engine Control Module (ECM) and Aftertreatment Control Module (ACM) Reprogramming	Repair	2541-22-05-15

5. Multiple article choices will appear. Find the Operation for the correct Chassis.

Note: It is possible that more than one choice will have the same title (as shown below). Despite having the same title, the Operations are different and should be reviewed to locate the correct procedure.

Description	ID	Date
<input type="checkbox"/> AN, ENG-VE11, EM-USA17, Assembly Date 2017-01-01 - 2018-03-01		06/08/2018
AN, ENG-VE13, EM-USA17, Assembly Date 2017-01-01 - 2018-03-01		
AN, ENG-VE16, EM-USA17, Assembly Date 2017-01-01 - 2018-03-01		
CHU, ENG-VE11, EM-USA17, Assembly Date 2017-01-01 - 2018-03-01		
CHU, ENG-VE13, EM-USA17, Assembly Date 2017-01-01 - 2018-03-01		
CHU, ENG-VE16, EM-USA17, Assembly Date 2017-01-01 - 2018-03-01		
CXU, ENG-VE11, EM-USA17, Assembly Date 2017-01-01 - 2018-03-01		
CXU, ENG-VE13, EM-USA17, Assembly Date 2017-01-01 - 2018-03-01		
CXU, ENG-VE16, EM-USA17, Assembly Date 2017-01-01 - 2018-03-01		
GU, ENG-VE11, EM-USA17, Assembly Date 2017-01-01 - 2018-03-01		
GU, ENG-VE13, EM-USA17, Assembly Date 2017-01-01 - 2018-03-01		
GU, ENG-VE16, EM-USA17, Assembly Date 2017-01-01 - 2018-03-01		
LEU, ENG-VE11, EM-USA17, Assembly Date 2017-01-01 - 2018-03-01		
LEU, ENG-VE13, EM-USA17, Assembly Date 2017-01-01 - 2018-03-01		
LR, ENG-VE11, EM-USA17, Assembly Date 2017-01-01 - 2018-03-01		
LR, ENG-VE13, EM-USA17, Assembly Date 2017-01-01 - 2018-03-01		
MRU, ENG-VE11, EM-USA17, Assembly Date 2017-01-01 - 2018-03-01		
MRU, ENG-VE13, EM-USA17, Assembly Date 2017-01-01 - 2018-03-01		
PI, ENG-VE11, EM-USA17, Assembly Date 2017-01-01 - 2018-03-01		
PI, ENG-VE13, EM-USA17, Assembly Date 2017-01-01 - 2018-03-01		
PI, ENG-VE16, EM-USA17, Assembly Date 2017-01-01 - 2018-03-01		
TD, ENG-VE11, EM-USA17, Assembly Date 2017-01-01 - 2018-03-01		
TD, ENG-VE13, EM-USA17, Assembly Date 2017-01-01 - 2018-03-01		
TD, ENG-VE16, EM-USA17, Assembly Date 2017-01-01 - 2018-03-01		
TE, ENG-VE11, EM-USA17, Assembly Date 2017-01-01 - 2018-03-01		
TE, ENG-VE13, EM-USA17, Assembly Date 2017-01-01 - 2018-03-01		

If software is current according to the bulletin, the code should only be diagnosed if the Confirmed Status is True, as shown above. If status is False, the code should be cleared and the vehicle released.

If other symptoms or related codes are present, normal diagnostics will need to be performed to determine the cause.

NA_Sister solutions	K04342327
Campaign code	FSB284-067
Solution visibility	Dealer distribution
Function(s)/component(s) affected	
Function affected	FSB , DOC , DPF , 1 1 0 EMS , Diagnostic tool
Function Group	
Function Group	254 catalytic converter; exhaust emission control equipment , 258 emissions after-treatment , 28 ignition and control system
Customer effect	
Main customer effect	calibration/programming/pairing/missing operation , diagnostics/methodology , fault code/display
Fault code(s)	
OBD 2013 Diagnostic Trouble Codes	P0420
Conditions	
Frequency of occurrence of problem	random
Administration	

Author	RU4469V
Dealer ID	RU4469V
Last modified by	RU4469V
Creation date	18-04-2018 19:04
Date of last update	15-06-2018 19:06
Review date	15-08-2018 00:08
Status	Published
