



Mack Models

Mack Model LR , MRU , AN-Anthem , CHU , CXU , GU

Engine family

Engine family MP7 , MP8

Emission Standard

Emission Standard 2018 , OBD2017 , US17 GHG

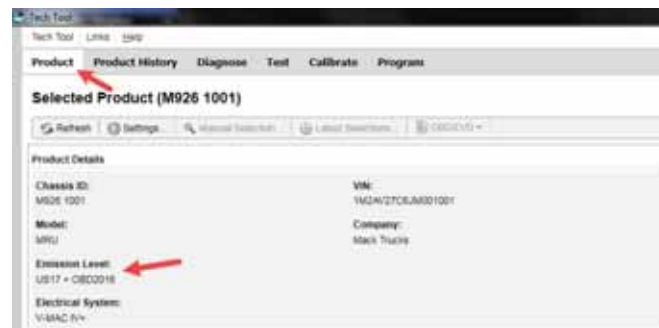
**** SOLUTION ****

Title Mack Chassis - Diagnostic Trouble Code (DTC) P02FA Illuminating The Malfunction Indicator Lamp (MIL) - **US17+OBD16 And US17+OBD18 (GHG17) Emissions (With Common Rail Fuel System), Commonly Model Years 2018 And 2019**

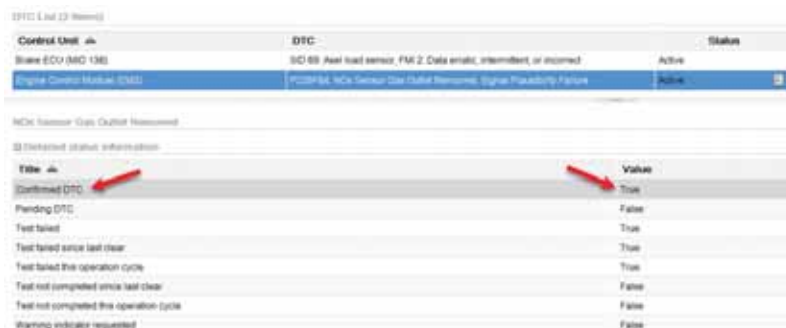
Cause US17 chassis may generate code P02FA, with Guided Diagnostics (GD) determining there is No Fault Found (NFF)

Solution **Verify the chassis emissions level**

- Details can be found in the Product Details box on the Product tab in PTT as seen below:



Review the Detailed Status Information for the relevant code on the DTC Readout.

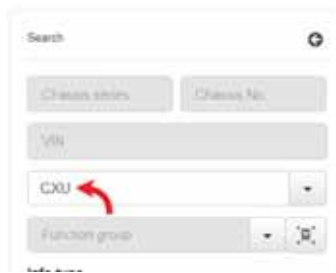


Once the chassis is confirmed to be US17+OBD16 or US17+OBD18:

- Software improvements have been released to address this code.
- Refer to [FSB 284-067 Engine Control Module \(EMS\) and Aftertreatment Control Module \(ACM\), Reprogramming](#).

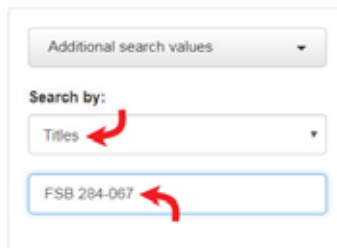
- The bulletin can be found under the Service tab in Impact by searching for either the FSB number, or by reviewing the articles under [Function Group 284](#).
- If the article does not appear when searched with either VIN or Chassis information entered, search by model:

1. Clear any chassis information from the Search box.
2. Select or enter the applicable model.



A screenshot of a search interface. At the top is a 'Search' button with a refresh icon. Below it are two input fields: 'Chassis stock' and 'Chassis No.'. Underneath are 'VIN' and 'Model' dropdown menus. The 'Model' dropdown is currently set to 'CXJ', with a red arrow pointing to it. Below the 'Model' dropdown is a 'Function group' dropdown menu.

3. Make sure Title is selected in the Search By field. Enter "FSB 284-067" in the text entry field.



A screenshot of the search interface. At the top is an 'Additional search values' dropdown menu. Below it is a 'Search by:' dropdown menu set to 'Titles', with a red arrow pointing to it. Below the 'Search by:' dropdown is a text entry field containing 'FSB 284-067', with a red arrow pointing to it.

4. Press the Search button. The operation will appear in the results window.

Fgrp	Title	Info type	ID/Operation
284	FSB 284-067, Engine Control Module (ECM) and Aftertreatment Control Module (ACM) Reprogramming	Repair	2541-22-05-15


5. Multiple article choices will appear. Find the Operation for the correct Chassis.

Note: It is possible that more than one choice will have the same title (as shown below). Despite having the same title, the Operations are different and should be reviewed to locate the correct procedure.

Description	ID	Date
<input type="checkbox"/> AN, ENG-VE11, EM-USA17, Assembly Date 2017-01-01 - 2018-03-01		06/08/2018
AN, ENG-VE13, EM-USA17, Assembly Date 2017-01-01 - 2018-03-01		
AN, ENG-VE16, EM-USA17, Assembly Date 2017-01-01 - 2018-03-01		
CHU, ENG-VE11, EM-USA17, Assembly Date 2017-01-01 - 2018-03-01		
CHU, ENG-VE13, EM-USA17, Assembly Date 2017-01-01 - 2018-03-01		
CHU, ENG-VE16, EM-USA17, Assembly Date 2017-01-01 - 2018-03-01		
CXU, ENG-VE11, EM-USA17, Assembly Date 2017-01-01 - 2018-03-01		
CXU, ENG-VE13, EM-USA17, Assembly Date 2017-01-01 - 2018-03-01		
CXU, ENG-VE16, EM-USA17, Assembly Date 2017-01-01 - 2018-03-01		
GU, ENG-VE11, EM-USA17, Assembly Date 2017-01-01 - 2018-03-01		
GU, ENG-VE13, EM-USA17, Assembly Date 2017-01-01 - 2018-03-01		
GU, ENG-VE16, EM-USA17, Assembly Date 2017-01-01 - 2018-03-01		
LEU, ENG-VE11, EM-USA17, Assembly Date 2017-01-01 - 2018-03-01		
LEU, ENG-VE13, EM-USA17, Assembly Date 2017-01-01 - 2018-03-01		
LR, ENG-VE11, EM-USA17, Assembly Date 2017-01-01 - 2018-03-01		
LR, ENG-VE13, EM-USA17, Assembly Date 2017-01-01 - 2018-03-01		
MRU, ENG-VE11, EM-USA17, Assembly Date 2017-01-01 - 2018-03-01		
MRU, ENG-VE13, EM-USA17, Assembly Date 2017-01-01 - 2018-03-01		
PI, ENG-VE11, EM-USA17, Assembly Date 2017-01-01 - 2018-03-01		
PI, ENG-VE13, EM-USA17, Assembly Date 2017-01-01 - 2018-03-01		
PI, ENG-VE16, EM-USA17, Assembly Date 2017-01-01 - 2018-03-01		
TD, ENG-VE11, EM-USA17, Assembly Date 2017-01-01 - 2018-03-01		
TD, ENG-VE13, EM-USA17, Assembly Date 2017-01-01 - 2018-03-01		
TD, ENG-VE16, EM-USA17, Assembly Date 2017-01-01 - 2018-03-01		
TE, ENG-VE11, EM-USA17, Assembly Date 2017-01-01 - 2018-03-01		
TE, ENG-VE13, EM-USA17, Assembly Date 2017-01-01 - 2018-03-01		

If software is current according to the bulletin, the code should only be diagnosed if the Confirmed Status is True, as shown above. If status is False, the code should be cleared and the vehicle released.

If other symptoms or related codes are present, normal diagnostics will need to be performed to determine the cause.

NA_Sister solutions	K72614548
Campaign code	FSB284-067
Solution visibility	Dealer distribution
Function(s)/component(s) affected	
Function affected	FSB , air supply , 1 1 0 EMS , Diagnostic tool
Function Group	
Function Group	25 inlet and exhaust systems , 28 ignition and control system
Customer effect	
Main customer effect	diagnostics/methodology , fault code/display
Fluid implicated	air
Lights/Messages on information display	 Driver's information warning pictogram
Fault code(s)	
OBD 2013 Diagnostic Trouble Codes	P02FA
Conditions	
Vehicle operating mode	when driving , when stationary

Frequency of occurrence of problem	random
------------------------------------	--------

Administration

Author	RU4469V
--------	---------

Dealer ID	RU4469V
-----------	---------

Last modified by	RU4469V
------------------	---------

Creation date	17-04-2018 22:04
---------------	------------------

Date of last update	15-06-2018 19:06
---------------------	------------------

Review date	15-08-2018 00:08
-------------	------------------

Status	Published
--------	-----------
