

Transport mode active/transport mode cannot be deactivated

Topic number	LI54.00-N-068243
Version	1
Function group	54.00 General
Date	06-14-2018
Validity	Model 907, 910
Reason for change	Country list extended
Reason for block	

Complaint:

Transport mode active/transport mode cannot be deactivated

Cause:

1. WIS document cannot be located
2. Key combination unknown

Remedy:

WIS document:

AR54.00-D-0001TS and AR54.00-D-0001-01TS

Attachments	
File	Description
AR54.00-D-0001TS_en.pdf	AR54.00-D-0001TS_en
AR54.00-D-0001-01TS_en.pdf	AR54.00-D-0001-01TS_en

Symptoms
Communication/information / Information display / Displays / Multifunction display / Multifunction display, error messages / Implausible messages despite properly functioning message systems
Communication/information / Information display / Displays / Multifunction display / Multifunction display, error messages / Due to faulty reporting system
Overall vehicle / Power supply / Battery/On-board electrical system / Battery/on-board electrical system display message / Low voltage Switch off consumers
Overall vehicle / Power supply / Battery/On-board electrical system / Battery/on-board electrical system display message / Low voltage Charge battery
Overall vehicle / Power supply / Battery/On-board electrical system / Battery/on-board electrical system display message / Charging

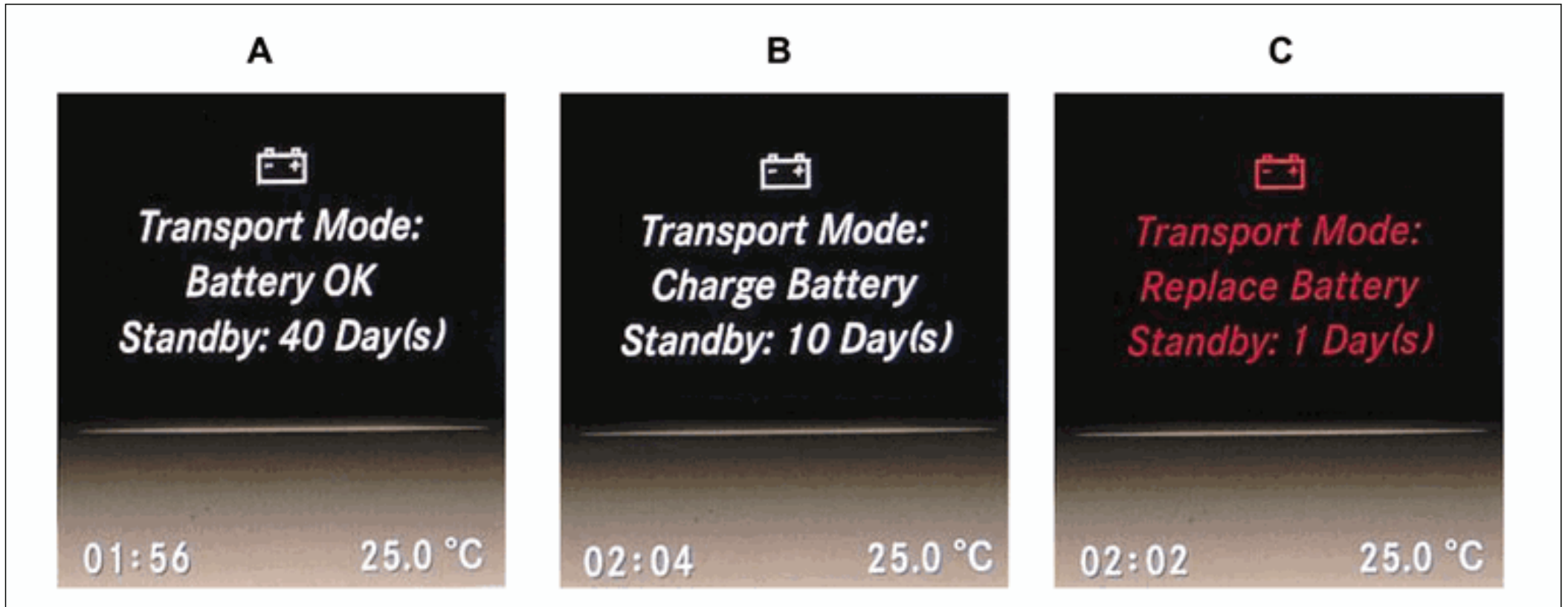
WIS-References

XENTRY TIPS

Document number	Title	Note	Allocation
AR54.00-D-0001TS	Deactivate transport mode before vehicle delivery		Remedy
AR54.00-D-0001-01TS	Deactivate transport mode using key combination		Remedy

AR54.00-D-0001TS	Deactivate transport mode prior to vehicle delivery	15.03.2018
------------------	-----------------------------------------------------	------------



Model 907, 910




For internal use only!

P54.00-2891-78

Shown here are the different system states in the instrument cluster with an active transport mode (Display always in English)

<p>Topical note</p>	<p>Notes on carrying out repair work in the vehicle interior</p>		<p>AH68.00-N-0001-01S</p>
	<p>Check</p>		
<p>1</p>	<p>Switch on ignition.</p>	<p>i The transport mode must be deactivated as part of the delivery inspection procedure before vehicle handover to the customer. Make sure that the instrument cluster shows the "Battery OK" (A) message before the deactivation. If a "Charge Battery" (B) message is shown on the instrument cluster, ↓ charge on-board electrical system battery. If a "Replace Battery" (C) message is shown on the instrument cluster, ↓ replace on-board electrical system battery. Model 907 Model 910</p>	<p>AR54.10-D-1130TS AR54.10-D-0009TSR AR54.10-D-0009TSF</p>
<p>2</p> 	<p>Document the residual service life shown on the instrument cluster.</p>		<p>AP00.20-D-1100A</p>

For internal use only!

	Deactivation		
3	Deactivate transport mode using button combination.		AR54.00-D-0001-01TS
4  AP	Document deactivation of transport mode.		AP00.20-D-1100A

For internal use only!

AR54.00-D-0001-01TS	Deactivate transport mode using key combination		
Topical note	Notes on carrying out repair work in the vehicle interior		AH68.00-N-0001-01S

Model 907, 910

Deactivation

1 Switch on power supply (terminal 15R) by pressing the start/stop button.



Hazard warning lights must be switched off.

2 Switch on left turn signal lamps.



At least 2 flashing cycles must be passed through.

3 Switch on right turn signal lamps.



At least 2 flashing cycles must be passed through.

4 Switch off turn signal lights.

5 Switch on hazard warning system.



At least 2 flashing cycles must be passed through.

6 Switch off hazard warning system.

7 Switch on left turn signal lamps.



At least 2 flashing cycles must be passed through.

8 Switch on right turn signal lamps.



At least 2 flashing cycles must be passed through.

9 Switch off turn signal lights.

- 10 Switch on ignition (terminal 15) by pressing start/stop button and check whether the message "Transport mode" is no longer shown on instrument cluster.



If the message "Transport mode" is no longer shown on the instrument cluster, the transport mode was successfully deactivated.

- 11 Switch ignition off fully by pressing the start/stop button.