

# Technical Service Bulletin

---

## 40 Creaking/squeaking noises from front end on uneven roads

40 18 80 2043424/6 May 31, 2018. Supersedes Technical Service Bulletin Group 40 number 17-76 dated September 29, 2017 for reasons listed below.

Model(s)	Year	VIN Range	Vehicle-Specific Equipment
A3	2015 - 2019	All	Not Applicable

## Condition

REVISION HISTORY		
Revision	Date	Purpose
6	-	Revised header data (Added model year)
5	09/29/2017	Revised <i>Warranty</i> (Added Labor Operations)
4	07/12/2017	Revised header data (Added model year)

### Customer states:

- Creaking/squeaking noises are heard from the left front or right front area of the vehicle when it is driven on uneven roads.

## Technical Background



### Note:

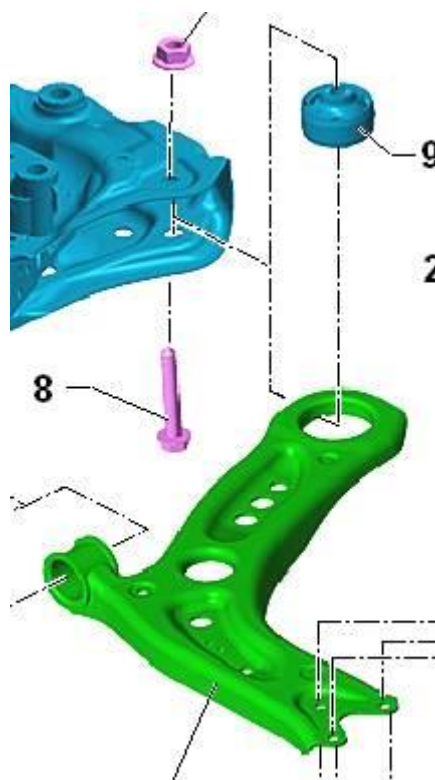
Try to duplicate this condition exactly. If you cannot, do not perform this TSB.



# Technical Service Bulletin

---

Overview of the lower control arm and bushing  
(Figure 1).



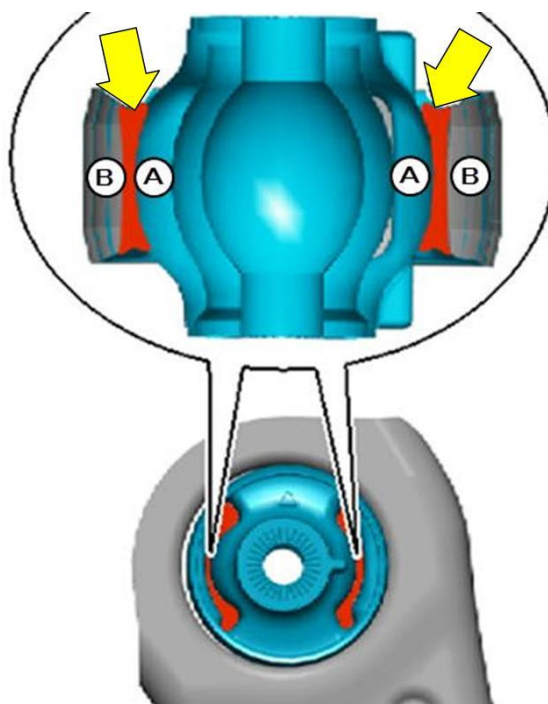
*Figure 1. Lower control arm and bushing.*



# Technical Service Bulletin

---

The rear bonded rubber bushings of the front lower control arms have a kidney-shaped slits (Figure 2). When the vehicle is driven on uneven roads, areas A and B (Figure 2) may come in contact, creating the creaking/squeaking noise.



**Figure 2.** Kidney-shaped slits (yellow arrows) of the rear bonded rubber bushings.

## Production Solution

Not applicable.

## Service

1. Remove both front lower control arms. Follow instructions in ElsaPro at Repair Manual, *Chassis >> Suspension, Wheels, Steering >> Front Suspension >> Lower Control Arm and Ball Joint >> Lower Control Arm, Removing and Installing.*



# Technical Service Bulletin

---

2. Evenly grease the kidney-shaped slits of the bonded rubber bushing (Figure 3, the area shown red) from above with 0.1g of lithium grease (part number G 052 150 A2). Use a paint brush to apply the grease.



**Note:**

The lithium grease must only be applied to the areas shown in red (Figure 3).



**Figure 3.** Lithium grease is applied on the red highlighted area only.

3. Reinstall all components according to Elsa.

## Warranty

<b>Claim Type:</b>	<ul style="list-style-type: none"><li>• 110 up to 48 Months/50,000 Miles.</li><li>• G10 for CPO Covered Vehicles – Verify Owner.</li><li>• If vehicle is outside any warranty, this Technical Service Bulletin is informational only.</li></ul>
<b>Service Number:</b>	4020
<b>Damage Code:</b>	0020




# Technical Service Bulletin

<b>Labor Operations:</b>	<b>All Models:</b>		
	Front wheel track adjusted	4488 1550	20 TU
	Front wheel camber adjusted	4489 1550	30 TU
	Rear wheel track adjusted	4493 1550	20 TU
	Rear wheel camber adjusted	4494 1550	20 TU
	Vehicle front + rear measured	4495 0350	70 TU
	<b>A3 Sedan and A3 Sportback:</b>		
	Both lower control arms remove + reinstall	4017 2001	250 TU
	Grease the bonded rubber bushings	4020 4199	10 TU
	<b>A3 Cabriolet:</b>		
	Both lower control arms remove + reinstall	4017 2000	140 TU
	Grease the bonded rubber bushings	4020 4199	10 TU
<b>Diagnostic Time:</b>	GFF	No allowance	0 TU
	Road test prior to service procedure	0121 0002	10 TU
	Road test after service procedure	0121 0004	10 TU
<b>Claim Comment:</b>	As per TSB #2043424/6		

All warranty claims submitted for payment must be in accordance with the *Audi Warranty Policies and Procedures Manual*. Claims are subject to review or audit by Audi Warranty.

## Required Parts and Tools

Always check with your Parts Department and/or ETKA for the latest information and parts bulletins. Please check the Repair Manual for fasteners, bolts, nuts, and screws that require replacement during the repair.		
Part Number	Part Description	Quantity
G 052150A2	Lithium grease	0.1
See ETKA	One-time use hardware according to Elsa	As needed



# Technical Service Bulletin

---

## Additional Information

All parts and service references provided in this TSB (2043424) are subject to change and/or removal.

©2018 Audi of America, Inc. All rights reserved. Information contained in this document is based on the latest information available at the time of printing and is subject to the copyright and other intellectual property rights of Audi of America, Inc., its affiliated companies and its licensors. All rights are reserved to make changes at any time without notice. No part of this document may be reproduced, stored in a retrieval system, or transmitted in any form or by any means, electronic, mechanical, photocopying, recording, or otherwise, nor may these materials be modified or reposted to other sites without the prior expressed written permission of the publisher.