

**NUMBER:** 19-001-15 REV. A

**GROUP:** Steering

**DATE:** February 26, 2015

*This bulletin is supplied as technical information only and is not an authorization for repair. No part of this publication may be reproduced, stored in a retrieval system, or transmitted, in any form or by any means, electronic, mechanical, photocopying, or otherwise, without written permission of FCA US LLC.*

**THIS BULLETIN SUPERSEDES SERVICE BULLETIN 19-001-15, DATED JANUARY 27, 2015, WHICH SHOULD BE REMOVED FROM YOUR FILES. ALL REVISIONS ARE HIGHLIGHTED WITH **\*\*ASTERISKS\*\*** AND INCLUDE ADDITIONAL CLARIFICATION OF VEHICLE APPLICABILITY CRITERIA.**

**THIS SERVICE BULLETIN IS ALSO BEING RELEASED AS RAPID RESPONSE TRANSMITTAL (RRT) 15-015. ALL APPLICABLE SOLD AND UN-SOLD RRT VIN'S HAVE BEEN LOADED. TO VERIFY THAT THIS RRT SERVICE ACTION IS APPLICABLE TO THE VEHICLE, USE VIP OR PERFORM A VIN SEARCH IN TECHCONNECT. ALL REPAIRS ARE REIMBURSABLE WITHIN THE PROVISIONS OF WARRANTY.**

**SUBJECT:**

Loss Of Power Steering Assist

**OVERVIEW:**

This bulletin involves inspecting the steering gear pinion cover retaining washer and if not present, replacing the steering gear.

**MODELS:**

2015 (LA) Dodge Challenger

**NOTE: This bulletin applies to vehicles built on or before October 14, 2014 (MDH 1014XX) equipped with Electric Assist Power Steering. **\*\*Vehicle must NOT be equipped with Power Hydraulic Steering (sales code SBU)\*\*****

**SYMPTOM/CONDITION:**

Pinion Shaft Cover Retaining Washer Missing.

The customer may describe loss of power steering assist.

**DIAGNOSIS:**


If a customer's VIN is listed in VIP or your RRT VIN list, perform the repair. For all other customers that describe the symptom/condition, perform the Repair Procedure.

**PARTS REQUIRED:**

Qty.	Part No.	Description
AR	05154727A1	Electric Steering Gear

**REPAIR PROCEDURE:**


1. Lift the vehicle. Refer to the detailed service procedures available in DealerCONNECT> TechCONNECT under: Service Info> 04 - Vehicle Quick Reference> Hoisting> Standard Procedure.
2. Remove the belly pan to expose Electric Power Steering (EPS) gear. Refer to the detailed service procedures available in DealerCONNECT> TechCONNECT under: Service Info> 13 - Frame and Bumpers> Under Body Protection> BELLY PAN, Engine> Removal.
3. Locate the rubber dust cover (1) on the EPS gear pinion shaft near the connection to the intermediate shaft (2) (Fig. 1).



**Fig. 1 Locate Dust Cover**

- 1 - Dust Cover
  - 2 - Intermediate Shaft
-

4. By hand, pull the dust cover (1) away from EPS gear pinion cover (2) and slide the dust cover along the pinion shaft until the top edge of the pinion cover is visible (Fig. 2).




**Fig. 2 Reposition Dust Cover**

- 1 - Dust Cover
  - 2 - Pinion Cover
-

5. Check if the pinion cover retaining washer is present (1) or missing (2) at the top edge of the pinion cover ([Fig. 3](#)).


**NOTE: It may be necessary to wipe away some grease in order to detect if washer is present. The retaining washer color may range from bronze to silver.**



**Fig. 3 Inspect Washer**

- 1 - Washer Present
- 2 - Washer Missing

- 
6. Is the pinion cover retaining washer missing?
    - a. YES>>> Replace the steering gear. Continue with [Step #7](#).
    - b. NO>>> The inspection has been completed, Proceed to [Step #8](#) for vehicle reassembly.
  7. If the pinion cover retaining washer is missing, the steering gear must be replaced. Refer to the detailed service procedures available in DealerCONNECT> TechCONNECT under: Service Info> 19 - Steering> Gear> Removal/Installation > ELECTRIC POWER STEERING.
  8. Slide the dust cover (1) back over the pinion cover (2) and secure the dust cover into place ([Fig. 4](#)).



**Fig. 4 Reinstall Dust Cover**

- 1 - Dust Cover
- 2 - Pinion Cover

- 
9. Install the belly pan. Refer to the detailed service procedures available in DealerCONNECT> TechCONNECT under: Service Info> 13 - Frame and Bumpers> Under Body Protection> BELLY PAN, Engine> Installation.
  10. Lower the vehicle.

**POLICY:**

Reimbursable within the provisions of the warranty.

**TIME ALLOWANCE:**

Labor Operation No:	Description	Skill Category	Amount
19-00-05-92	Inspect Pinion Shaft Cover Retaining Washer (2 - Skilled)	6 - Electrical and Body Systems	0.2 Hrs.
19-00-05-93	Inspect Retaining Washer And Replace Steering Gear (2 - Skilled)	6 - Electrical and Body Systems	1.1 Hrs.

**FAILURE CODE:**

ZZ	Service Action
----	----------------