

# Technical Service Bulletin



## 64F3 UPDATE – Coolant Breather Line (NVLW)

November 30, 2018

Model(s)	Year	VIN Range	Vehicle-Specific Equipment
S8+	2016 - 2017	See Campaign/Action screen in Elsa	See Campaign/Action screen in Elsa

## Condition

This Update has been proactively released to prevent the following condition from occurring in the vehicle:

- Insufficient heating output.

This Update is in effect until removed.


Vehicle must meet all of the following criteria:

- Procedure is valid only for vehicles that show the **64F3** code in the Elsa Campaign/Action Information screen on the day of repair.
- Vehicle must be within the New Vehicle Limited Warranty.
- Procedure must be performed within the allotted time frame stated in this Technical Service Bulletin.
- Procedure must be performed on applicable vehicles in dealer inventory prior to sale.

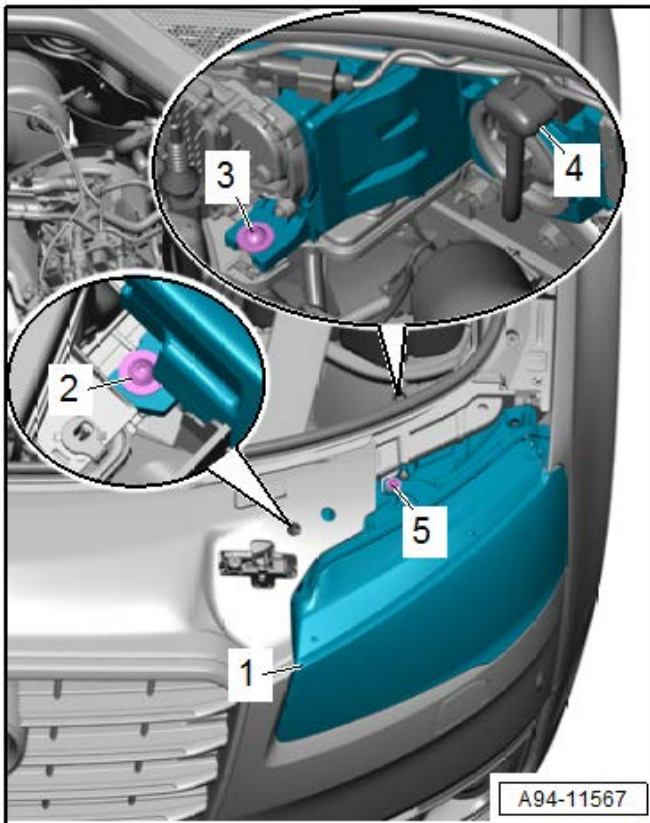
## Technical Background

On Audi S8+ vehicles manufactured within a specific period, a non-return valve is not fitted in the breather line. As a result, the heating output inside the vehicle may be reduced.

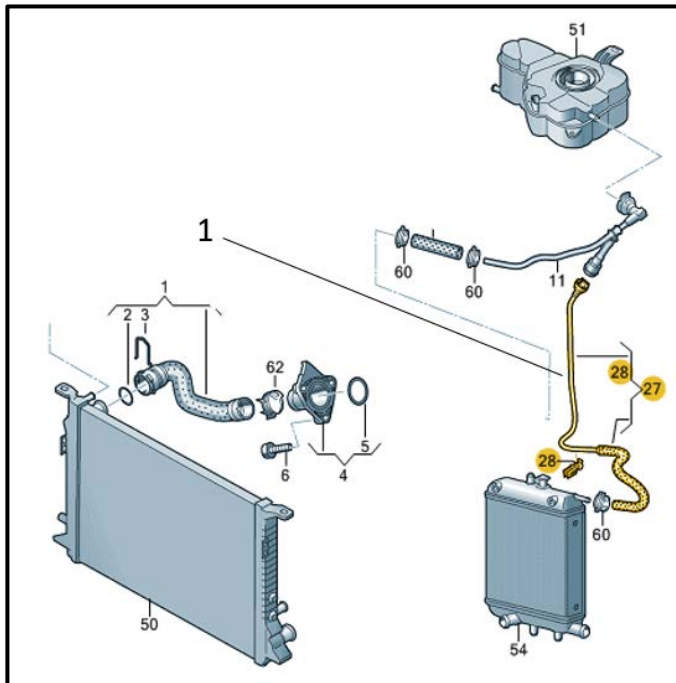
## Service



- Drain coolant.
  - ELSA Repair Manual: *Repair Manual > Engine > 8-Cylinder Direct Injection 4.0L 4V TFSI Engine > 19 Cooling System > Coolant System/Coolant > Coolant, Draining and Filling*



- Remove left front wheel.
- Remove front section of left front wheel housing liner.
- Remove left front headlamp.
  - ELSA Repair Manual: *Repair Manual > Electrical System > Electrical Equipment > 94 Exterior Lights, Switches > Headlamps > Headlamp, Removing and Installing > Headlamp, Removing and Installing, Vehicles from MY 2014*

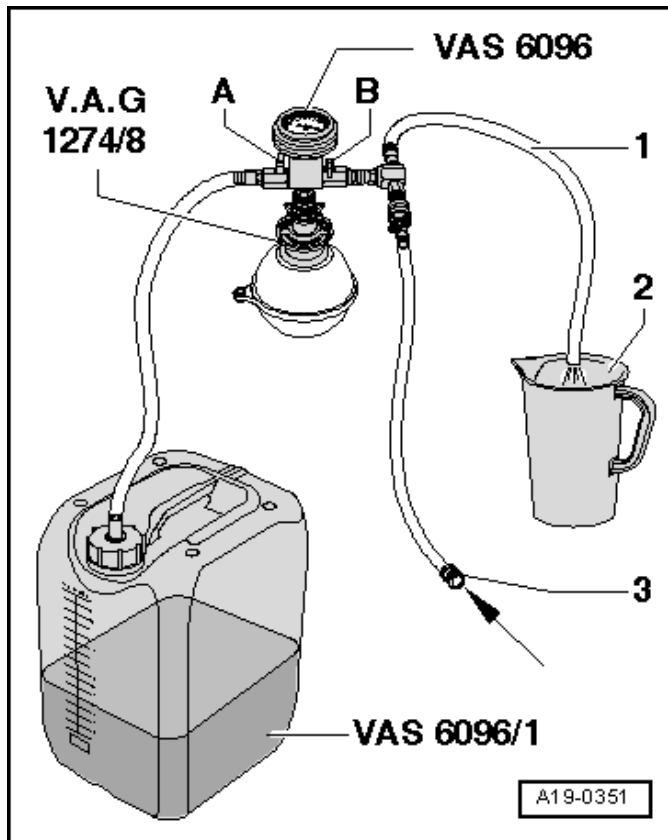


## ⚠ WARNING

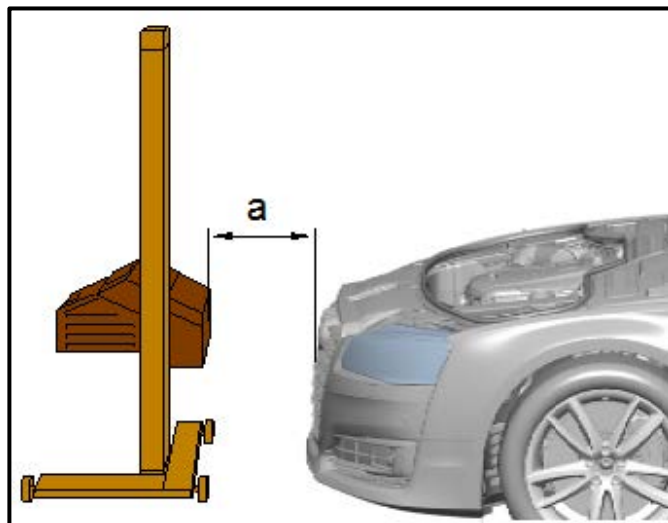
The cooling system is under pressure when the engine is warm. There is a risk of scalding due to hot steam and hot coolant.

Scalding the skin and other parts of the body is possible.

- Wear safety gloves.
  - Wear protective eyewear.
  - Reduce the pressure by covering the coolant expansion tank cap with a cloth and carefully opening it.
- 
- Replace coolant breather line <1>.
- 
- Reinstall headlamp.
    - ELSA Repair Manual: *Repair Manual > Electrical System > Electrical Equipment > 94 Exterior Lights, Switches > Headlamps > Headlamp, Removing and Installing > Headlamp, Removing and Installing, Vehicles from MY 2014*
  - Reattach left front wheel housing liner.
  - Reinstall left front wheel and torque lug bolts to 140 Nm.



- Fill and bleed cooling system.
  - ELSA Repair Manual: *Repair Manual > Engine > 8-Cylinder Direct Injection 4.0L 4V TFSI Engine > 19 Cooling System > Coolant System/Coolant > Coolant, Draining and Filling*



- Adjust LED headlights.
  - ELSA Repair Manual: *Repair Manual > Electrical System > Electrical Equipment > 94 Exterior Lights, Switches > Headlamps > Headlamp, Adjusting*



# Technical Service Bulletin

---



- Additional Actions** Some of the affected vehicles may be involved in additional Actions. Please check your Elsa Campaign/Action Information screen so that any *additional required work can be done simultaneously*.
- Verifying Vehicle Eligibility** To verify vehicle eligibility for this Update, *always* check the Elsa Campaign/Action Information screen. The Elsa system is the *only* binding inquiry and verification system; other systems are not valid and *may result in non-payment* of a claim.
- Help for Claim Entry** For questions regarding claim entry, contact Audi Warranty.
- Required Customer Notification** Inform your customer in writing by recording on the Repair Order any and all work that was conducted on the vehicle, including any and all updates completed under this Update.

# Technical Service Bulletin



## Required Parts and Tools

Part Number	Part Description	Quantity
4H0.122.063.A	Coolant Breather Line	1.00
See ETKA	Coolant	See ELSA

- Properly destroy and dispose of removed parts in accordance with all state and local requirements, unless otherwise indicated and/or requested through SAGA.
- If you have exhausted your allocated parts and you require additional parts for vehicles affected by this Update but have exceeded your Upper Order Limit, please submit your requests for additional parts via email to [upperorderlimits@audi.com](mailto:upperorderlimits@audi.com). Be sure to include the affected VINs with your order. Prior to submitting your request, ensure that each vehicle has the **64F3** code open in Elsa. Your order will be reviewed and processed accordingly.

## Required Tools

	Cooling System Charge Kit -VAS6096-		Cooling System Tester – Adapters -VAG1274/8- -VAG1274/10-
--	--	---	--

## Additional Information

All parts and service references provided in this Update are subject to change and/or removal. Always check Elsa for the most current version of this document.