

Service Campaign Bulletin



Mercedes-Benz

Campaign No. 2018110006, December 2018

TO: ALL MERCEDES-BENZ CENTERS

SUBJECT: **Model: C-Class (204 platform), GLK-Class (X204 Platform), E-Class (212 platform),
ML- Class (166 platform)**
Model Year: 2015
Update engine control unit software

Daimler AG (“DAG”), the manufacturer of Mercedes-Benz vehicles, has determined that on certain Model Year (“MY”) 2015 C-Class (204 platform), GLK-Class (X204 Platform), E-Class (212 platform), ML-Class (166 platform) vehicles, a fault in the fuel tank diagnostic software could lead to an incorrect activation of the MIL-Check Engine Lamp (“CEL”). An authorized Mercedes-Benz dealer will update the engine control unit (“ECU”) software on the affected vehicles.

Prior to performing this Service Campaign:

- Please check VMI to determine if the vehicle is involved in the Campaign and if it has been previously repaired.
- Please review the entire Service Campaign bulletin and follow the repair procedure exactly as described.

Approximately 47,546 vehicles are affected.

Order No. P-SC-2018110006

This bulletin has been created and maintained in accordance with MBUSA-SLP S423QH001, Document and Data Control, and MBUSA-SLP S424HH001, Control of Quality Records.

Service Campaign Bulletin

Service Campaign Bulletin


Service Campaign Bulletin





Service Campaign Bulletin

Service Campaign Bulletin

Procedure

Note:

- Use Xentry 09/18 with all associated patches or higher.
- Follow the steps exactly as described in Xentry.
- Connect battery charger (battery voltage  >12.5V).
- Ensure all electrical consumers are switched-off.
- In the event of software/SCN update issues, contact Star Diagnosis User Help Desk. Please refer to the “pre-call” check list before contacting UHD
- Refer to Star Diagnosis System (SDS) Best Practices Guide.

1. **Update engine control unit software:** Quick test view  N3/10 engine electronics  Adaptations
 Control unit update  Update of control unit software.

2. Follow on-screen instructions.

Note:

The following allowable labor operation should be used when submitting a warranty claim for this repair:

Warranty Information

Operation: Connect/disconnect battery charger (02-5058)
 Star Diagnosis System (SDS), Connect/disconnect (02-4762)
 Update engine control unit software (02-9334)

Damage Code	Operation Number	Labor Time (hrs.)
54 994 01 8	02-5058	0.1
	02-4762	0.1
	02-9334	0.1

Note

Operation Number labor times are subject to change.