



Technical Bulletin

Model(s)	Year(s)	Eng. Code(s)	Trans. Code(s)	VIN Range From	VIN Range To
All (except Routan)	2015-2019	All	All	All	All

Condition

46 19 01 January 10, 2019 **2010245/24** Supersedes Technical Bulletin 46-17-02 (V461702) dated November 21, 2017 to include model year 2019 applicability.

Vibration or Noise When Braking (U.S. Only)

Technical Background

Vibration or noise when braking may be due to brake disc corrosion protection which has not been completely removed by normal braking or surface rust built up during transportation.

 **Note:**

This Technical Bulletin only applies once at PDI. Please note that vehicles in dealer inventory should be maintained per the recommended 30 days maintenance procedure to prevent excessive rust build up.

Production Solution

No production change required.

Service

Vehicle Inspection

 **Note:**

Abide by ALL traffic laws and be mindful of the vehicles around you while operating the vehicle.

- Check and adjust tire pressure.
- Accelerate vehicle to greater than 55 MPH (80 km/h).
- Apply brake firmly.

 **Tip:**

Vehicles requiring front, rear, or both disc cleaning will exhibit vibration and/or noise.



Technical Bulletin

WARNING

For vehicles equipped with Electronic Parking Brake (EPB), DO NOT APPLY PARKING BRAKE WHILE VEHICLE IS IN MOTION.

Affected rear discs will have uneven color across the friction surface.

On vehicles with EPB, this will determine if rear discs need to be sanded.

The following steps apply to vehicles without Electronic Parking Brake (EPB):

- Accelerate vehicle to 30 MPH (50 km/h).
- Carefully apply parking brake.

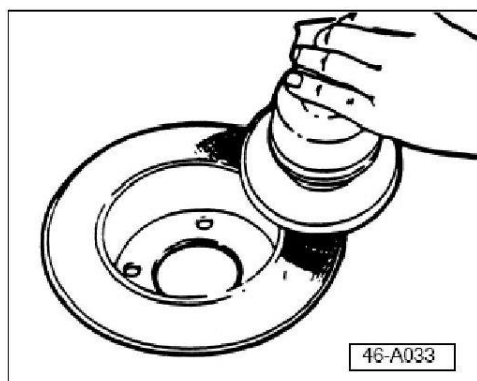
If vibration or noise IS observed:

Clean the front brake discs, the rear brake discs, or both the front and rear brake discs depending on the location of the observed vibration/noise.

Disassembly Inspection

- Remove wheels, disassemble brake calipers, and remove brake disc. See the appropriate Repair Manual for the vehicle you are servicing.
- Paint mark brake discs for reinstallation (Left/Right).
- Paint mark brake pads for reinstallation (Left/Right, Inner/Outer).
- Inspect all brake components for damage from outside influences.
- Using a micrometer, measure brake disc thickness. See appropriate Repair Manual in Elsa for minimum brake disc thickness.

Brake Disc Surface Cleaning




Remove remaining corrosion protection coating or surface rust as follows:

- Sand brake disc surfaces until clean metal is visible using leading edge of 40-grit sanding disc in a clockwise direction (1-2 minute per surface).



Technical Bulletin



Replace sanding disc prior to moving to next brake disc surface.

To achieve a crosshatch pattern:

- Repeat sanding process using trailing edge of 80-grit sanding disc in a counterclockwise direction.

Replace sanding disc prior to moving to next brake disc surface.

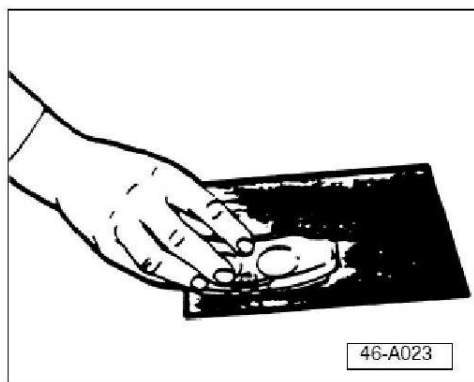
Clean all brake disc friction surfaces using soap and water solution.



Tip:

Brake discs must be free of dust and particles left behind due to the sanding process.

Deglaze and Clean Brake Pads



- Place 80-grit sand paper on flat hard surface.
- Carefully sand brake pads until the surface glazing is removed.

 **Note:**

Use one new 80 grit sand paper sheet per set of brake pads.



Tip:

See appropriate Repair Manual in Elsa for new brake pad thickness dimensions.

Reassembly

- Install brake discs, brake pads, brake calipers, and wheels. See appropriate Repair Manual in Elsa for vehicle you are servicing.
- Road test vehicle to confirm vibration or noise concern is corrected.



Technical Bulletin

Warranty

To determine if this procedure is covered under Warranty, always refer to the Warranty Policies and Procedures Manual ¹⁾					
Model(s)	Year(s)	Eng. Code(s)	Trans. Code(s)	VIN Range From	VIN Range To
All (except Routan)	2015-2019	All	All	All	All
SAGA Coding					
Claim Type:		Use applicable Claim Type ¹⁾			
Service Number	Damage Code	HST	Damage Location		
4650	0020	--	001 – Left 002 – Right		
4653	0020	--	001 – Left 002 – Right		
Parts Manufacturer		Passat, CC/Tiguan/Eos/Touareg, and Golf R/eGolf, Atlas	WWO ²⁾		
		Jetta/Beetle/Beetle Cabrio, and Golf/Golf SportWagen, Alltrack, Tiguan LWB	3ME ²⁾		
CC/Tiguan/Eos					
Front Brake Service Only					
Labor Operation 3): Remove and Reinstall Front Wheels			44052000 = See Elsa for latest time units		
Labor Operation 3): Remove and Reinstall Front Brake Carriers			46142050 = See Elsa for latest time units		
Labor Operation 3): Remove and Reinstall Front Discs			46502050 = See Elsa for latest time units		
Labor Operation 3): Sanding Front Discs and Pads			46503099 = 35 TU		
OR					



Technical Bulletin

Rear Brake Service Only	
Labor Operation 3): Remove and Reinstall Rear Wheels	44052000 = See Elsa for latest time units
Labor Operation 3): Remove and Reinstall Rear Brake Carriers	46152050 = See Elsa for latest time units
Labor Operation 3): Remove and Reinstall Rear Discs	46532050 = See Elsa for latest time units
Labor Operation 3): Sanding Rear Discs and Pads	46503099 = 35 TU
OR	
Front and Rear Brake Service	
Labor Operation 3): Remove and Reinstall Front and Rear Wheels	44052004 = See Elsa for latest time units
Labor Operation 3): Remove and Reinstall Front and Rear Carriers	46142050 = See Elsa for latest time units and 46152050 = See Elsa for latest time units
Labor Operation 3): Remove and Reinstall Front and Rear Discs	46502050 = See Elsa for latest time units and 46532050 = See Elsa for latest time units
Labor Operation 3): Sanding Front and Rear Discs and Pads	46503099 = 50 TU
OR	
Atlas, Tiguan LWB	
Front Brake Service Only	
Labor Operation 3): Remove and Reinstall Front Wheels	44052000 = See Elsa for latest time units
Labor Operation 3): Remove and Reinstall Front Brake Carriers	46142050 = See Elsa for latest time units
Labor Operation 3): Remove and Reinstall Front Discs	46502050 = See Elsa for latest time units
Labor Operation 3): Sanding Front Discs and Pads	46503099 = 35 TU
OR	



Technical Bulletin

Rear Brake Service Only	
Labor Operation 3): Remove and Reinstall Rear Wheels	44052000 = See Elsa for latest time units
Labor Operation 3): Remove and Reinstall Rear Brake Carriers	46152050 = See Elsa for latest time units
Labor Operation 3): Remove and Reinstall Rear Discs	46532050 = See Elsa for latest time units
Labor Operation 3): Sanding Rear Discs and Pads	46503099 = 35 TU
OR	
Front and Rear Brake Service	
Labor Operation 3): Remove and Reinstall Front and Rear Wheels	44052004 = See Elsa for latest time units
Labor Operation 3): Remove and Reinstall Front and Rear Carriers	46142050 = See Elsa for latest time units and 46152050 = See Elsa for latest time units
Labor Operation 3): Remove and Reinstall Front and Rear Discs	46502050 = See Elsa for latest time units and 46532050 = See Elsa for latest time units
Labor Operation 3): Sanding Front and Rear Discs and Pads	46503099 = 50 TU
OR	
Passat	
Front Brake Service Only	
Labor Operation 3): Remove and Reinstall Front Wheels	44052000 = See Elsa for latest time units
Labor Operation 3): Remove and Reinstall Front Discs	46502050 = See Elsa for latest time units
Labor Operation 3): Sanding Front Discs and Pads	46503099 = 35 TU
Rear Brake Service Only	
Labor Operation 3): Remove and Reinstall Rear Wheels	44052000 = See Elsa for latest time units



Technical Bulletin

Labor Operation 3): Remove and Reinstall Rear Discs	46532050 = See Elsa for latest time units
Labor Operation 3): Sanding Rear Discs and Pads	46503099 = 35 TU
OR	
Front and Rear Brake Service	
Labor Operation 3): Remove and Reinstall Front and Rear Wheels	44052004 = See Elsa for latest time units
Labor Operation 3): Remove and Reinstall Front and Rear Discs	46502050 = See Elsa for latest time units and 46532050 = See Elsa for latest time units
Labor Operation 3): Sanding Front and Rear Discs and Pads	46503099 = 50 TU
OR	
Jetta/Beetle/Beetle Cabrio	
Front Brake Service Only	
Labor Operation 3): Remove and Reinstall Front Wheels	44052000 = See Elsa for latest time units
Labor Operation 3): Remove and Reinstall Front Discs	46502050 = See Elsa for latest time units
Labor Operation 3): Remove and Reinstall Front Brake Carriers	46142050 = See Elsa for latest time units
Labor Operation 3): Sanding Front Discs and Pads	46503099 = 35 TU
Rear Brake Service Only	
Labor Operation 3): Remove and Reinstall Rear Wheels	44052000 = See Elsa for latest time units
Labor Operation 3): Remove and Reinstall Rear Discs	46532050 = See Elsa for latest time units
Labor Operation 3): Remove and Reinstall Rear Brake Carriers	46152050 = See Elsa for latest time units
Labor Operation 3): Sanding Rear Discs and Pads	46503099 = 35 TU
OR	



Technical Bulletin

Front and Rear Brake Service	
Labor Operation 3): Remove and Reinstall Front and Rear Wheels	44052004 = See Elsa for latest time units
Labor Operation 3): Remove and Reinstall Front and Rear Discs	46502050 = See Elsa for latest time units and 46532050 = See Elsa for latest time units
Labor Operation 3): Remove and Reinstall Front and Rear Brake Carriers	46142050 = See Elsa for latest time units and 46152050 = See Elsa for latest time units
Labor Operation 3): Sanding Front and Rear Discs and Pads	46503099 = 50 TU
OR	
Touareg	
Front Brake Service Only	
Labor Operation 3): Remove and Reinstall Front Wheels	44052000 = See Elsa for latest time units
Labor Operation 3): Remove and Reinstall Front Discs	46502050 = See Elsa for latest time units
Labor Operation 3): Sanding Front Discs and Pads	46503099 = 35 TU
OR	
Rear Brake Service Only	
Labor Operation 3): Remove and Reinstall Rear Wheels	44052000 = See Elsa for latest time units
Labor Operation 3): Remove and Reinstall Rear Discs	46532050 = See Elsa for latest time units
Labor Operation 3): Sanding Rear Discs and Pads	46503099 = 35 TU
OR	
Front and Rear Brake Service	



Technical Bulletin

Labor Operation 3): Remove and Reinstall Front and Rear Wheels	44052004 = See Elsa for latest time units
Labor Operation 3): Remove and Reinstall Front and Rear Discs	46502050 = See Elsa for latest time units and 46532050 = See Elsa for latest time units
Labor Operation 3): Sanding Front and Rear Discs and Pads	46503099 = 50 TU
OR	
MY15-19 Golf SportWagen, Alltrack	
Front Brake Service Only	
Labor Operation 3): Remove and Reinstall Front Wheels	44052000 = See Elsa for latest time units
Labor Operation 3): Remove and Reinstall Front Brake Carriers	46142050 = See Elsa for latest time units
Labor Operation 3): Remove and Reinstall Front Discs	46502050 = See Elsa for latest time units
Labor Operation 3): Sanding Front Discs and Pads	46503099 = 35 TU
OR	
Rear Brake Service Only	
Labor Operation 3): Remove and Reinstall Rear Wheels	44052000 = See Elsa for latest time units
Labor Operation 3): Remove and Reinstall Rear Discs	46532050 = See Elsa for latest time units
Labor Operation 3): Sanding Rear Discs and Pads	46503099 = 35 TU
OR	
Front and Rear Brake Service	
Labor Operation 3): Remove and Reinstall Front and Rear Wheels	44052004 = See Elsa for latest time units
Labor Operation 3): Remove and Reinstall Front Carriers	46142050 = See Elsa for latest time units



Technical Bulletin

Labor Operation 3): Remove and Reinstall Front and Rear Discs	46502050 = See Elsa for latest time units and 46532050 = See Elsa for latest time units
Labor Operation 3): Sanding Front and Rear Discs and Pads	46503099 = 50 TU
Golf/Golf R/eGolf	
Front Brake Service Only	
Labor Operation 3): Remove and Reinstall Front Wheels	44052000 = See Elsa for latest time units
Labor Operation 3): Remove and Reinstall Front Brake Carriers	46142050 = See Elsa for latest time units
Labor Operation 3): Remove and Reinstall Front Discs	46502050 = See Elsa for latest time units
Labor Operation 3): Sanding Front Discs and Pads	46503099 = 35 TU
OR	
Rear Brake Service Only	
Labor Operation 3): Remove and Reinstall Rear Wheels	44052000 = See Elsa for latest time units
Labor Operation 3): Remove and Reinstall Rear Brake Carriers	46152050 = See Elsa for latest time units
Labor Operation 3): Remove and Reinstall Rear Discs (Golf R & eGolf)	46532050 = See Elsa for latest time units
Labor Operation 3): Remove and Reinstall Rear Discs (Golf, Golf GTI)	46532050 = See Elsa for latest time units (carrier included)
Labor Operation 3): Sanding Rear Discs and Pads	46503099 = 35 TU
OR	
Front and Rear Brake Service	
Labor Operation 3): Remove and Reinstall Front and Rear Wheels	44052004 = See Elsa for latest time units



Technical Bulletin

Labor Operation 3): Remove and Reinstall Front and Rear Carriers	46142050 = See Elsa for latest time units and 46152050 = See Elsa for latest time units	
Labor Operation 3): Remove and Reinstall Front and Rear Discs	46502050 = See Elsa for latest time units and 46532050 = See Elsa for latest time units	
Labor Operation 3): Sanding Front and Rear Discs and Pads	46503099 = 50 TU	
Causal Part:	Select 46503099	
Outside Material		
1 Axle Serviced		
40-grit, 6-inch sanding disc And 80-grit, 6-inch sanding disc	Part No: PN01117 or equivalent and Part No: PN01116 or equivalent	\$10.00
OR		
2 Axles Serviced		
40-grit, 6-inch sanding disc And 80-grit, 6-inch sanding disc	Part No: PN01117 or equivalent and Part No: PN01116 or equivalent	\$20.00
Diagnostic Time ⁴⁾		
GFF Time expenditure	01500000 = 00 TU max.	NO
Road Test	01210002 = 10 TU 01210004 = 10 TU	YES
Technical Diagnosis	01320000 = 00 TU max.	NO
Claim Comment: Input "As per Technical Bulletin 2010245" in comment section of Warranty Claim.		
¹⁾ Vehicle may be outside any Warranty in which case this Technical Bulletin is informational only ²⁾ Code per warranty vendor code policy.		



Technical Bulletin

- 3) Labor Time Units (TUs) are subject to change with ELSA updates.
 4) Documentation required per Warranty Policies and Procedures Manual.

Required Parts and Tools

No Special Parts required.

Tool Description	Tool No:	Quantity
6-inch Dual Action sander (Blue Point®)	AT441A or equivalent	-
40-grit, 6-inch sanding disc (3M®)	PN01117 or equivalent	4 (One Axle Serviced) or 8 (Two Axles Serviced)
80-grit, 6-inch sanding disc (3M®)	PN01116 or equivalent	4 (One Axle Serviced) or 8 (Two Axles Serviced)
80-grit sand paper	Obtain from local supplier	4 Sheets
Micrometer (7mm-22mm)	-	-
Metric Scale (0mm-20mm)	-	-

Additional Information

All part and service references provided in this Technical Bulletin are subject to change and/or removal. Always check with your Parts Dept. and Repair Manuals for the latest information.

Document Control Revision Table			
Instance Number	Published Date	Version Number	Reason For Update
2010245/24	1/10/2019	V461901	Include model year 2019 vehicles.



Technical Bulletin

2010245/23	11/21/2017	V461702	Include model year 2018 vehicles.
2010245/22	8/23/16	V461606	Include model year 2017 vehicles.
2010245/21	3/8/16	V461604	To include model year 2016 Passat.
2010245/1	9/9/04	V460402	Original publication.