



Technical Bulletin

Model(s)	Year	Eng. Code	Trans. Code	VIN Range From	VIN Range To
Touareg	2011-2012	3.6L (CGRA)	8 Speed Automatic / AL1000	All	All

Condition

01 13 31 September 11, 2013 2027780 Supersedes Technical Bulletin V011309 dated March 11, 2013 due to document title change.

Update Programming to Improve Cold Start - Rough Idle Concern



Note:

DO NOT diagnose or replace components due to cold start rough idle concerns **before** performing the update function as explained in this bulletin.

Technical Background

Customers may complain of a rough running condition that occurs during cold start.

DO NOT replace any parts for this condition.

This condition as described **does not** affect vehicle performance or operation.

Production Solution

Improved software.

Technical Bulletin

Service

Update-Programming Procedure:



Tip:

To Update-Programming using SVM, **review and follow** instructions in **Technical Bulletin Instance 2014603** "Software Version Management".

The SVM Process must be completed in its entirety so the database receives the update confirmation response. A warranty claim may not be reimbursed if there is no confirmation response to support the claim.



Note:

Prior to launching VAS-PC application and starting control module update process, confirm tester screen saver and power settings in accordance with Special Tools and Equipment - Service Information Circular # VSE-08-18. Failure to do so may result in the tester entering power save mode during data transfer, and subsequent control module failure.

When using a VAS 6150/5051B or VAS 5052A tester in conjunction with a VAS 5054A wireless transmitter head for a flash procedure, please connect a USB cable between the transmitter head and the tester. Failure to do so may lead to errors during the flash procedure.

VAS tools must only be used with their power adapters plugged in. Under no circumstances should they be used on battery power alone during the programming procedure.


Critical Warning: The Midtronics Battery Charger **must** be connected to the vehicle battery for the duration of the programming, to ensure the battery state of charge remains above 12.5 volts during the update process. If the battery drops below 12.5 volts, the programming could fail which may result in damage to the control module. Control modules damaged by inadequate voltage will not be covered under the warranty policy. The technician should verify the vehicle voltage prior to starting the update process, and should monitor the voltage for the duration of the update.

Technical Bulletin

- Update the Engine Control Module using the SVM Unit code as listed in the table below:


Model	Engine	Old Software Part No.	Old Software Version	New Software Part No.	New Software Version (or higher)	SVM Unit Code
2011 Touareg	3.6L (CGRA)	03H906023B	8643, 7992, 7584, 6797, 6531	03H906023B	8688	35F4
2012 Touareg	3.6L (CGRA)	03H906023AG	2087, 1324, 1000	03H906023AG	2580	36CE

The procedure can be found in GFF under Functions/ Component Selection, Software Version Management, Adapting Software.

 **WARNING:**

Radiator Fan(s) may cycle ON high speed during the Update Process! There is a risk that personal injury may result if contact is made with spinning fan blades.

Keep hands and all objects away from Radiator Fan(s) during Update Process!

 **Tip:**

The SVM Process must be completed in its entirety so the database receives the update confirmation response. A warranty claim may not be reimbursed if there is no confirmation response to support the claim or action is carried out that is not explicitly stated in the Technical Bulletin.

Ensure attached ECM/TCM Tuning Form has been completed and signed by customer as required in SVM Technical Bulletin Instance 2014603



Technical Bulletin

Warranty

To determine if this procedure is covered under Warranty, always refer to the Warranty Policies and Procedures Manual ¹⁾					
Model(s)	Year(s)	Eng. Code(s)	Trans. Code(s)	VIN Range From	VIN Range To
Touareg	2011-2012	3.6L (CGRA)	All	All	All
SAGA Coding					
Claim Type:	Use applicable Claim Type ¹⁾				
Service Number:	Damage Code	HST	Damage Location (Depends on Service No.)		
2470	0039	--	Use applicable when indicated in ElsaWeb (L/R)		
Parts Manufacturer	Touareg			WWO ²⁾	
Labor Operation ³⁾ : Charge Battery		27068950 = 10 TU			
Labor Operation ³⁾ : Update Programming		24702599 = 40 TU			
Causal Part Number: Select Labor Operation		24702599			
Diagnostic Time ⁴⁾					
GFF Time expenditure	01500000 = 00 TU max.			NO	
Road Test	01210002 = 00 TU 01210004 = 00 TU			NO	
Technical Diagnosis	01320000 = 00 TU max.			NO	
Claim Comment: Input "As per Technical Bulletin 2027780" in comment section of Warranty Claim.					
¹⁾ Vehicle may be outside any Warranty in which case this Technical Bulletin is informational only					



Technical Bulletin

- ²⁾ Code per warranty vendor code policy.
- ³⁾ Labor Time Units (TUs) are subject to change with ELSA updates.
- ⁴⁾ Documentation required per Warranty Policy Procedures Manual.

Required Parts and Tools

No Special Parts required.

Tool Description	Tool No:
Midtronics Battery Tester/Charger	InCharge 940 (INC-940)
VAS Diagnostic Tool	VAS 5051B, VAS 5052A, VAS 6150/X & VAS 6160/X with: ODIS Service 2.0.0 or higher with current online updates

Additional Information

All part and service references provided in this Technical Bulletin are subject to change and/or removal. Always check with your Parts Dept. and Repair Manuals for the latest information.



**OWNER INFORMATION ABOUT CONTROL MODULE TUNING*
ACKNOWLEDGEMENT AND AUTHORIZATION FOR
REPROGRAMMING (REFLASHING) OF CONTROL MODULE(S)**


*) "TUNING" is described as the addition of or modification of any component which causes a Volkswagen vehicle to perform outside the normal parameters and specifications approved by Volkswagen Group of America / Volkswagen Group Canada.

Date: _____

Dealer Number: _____

Vehicle Identification Number: _____

Repair Order Number: _____



Dealer stamp

I _____, owner or driver of the above identified Volkswagen, confirm:

"Tuning" as described above (especially power increasing modifications) has NOT been performed on my vehicle.

"Tuning" as described above has been performed on my vehicle and the following components were modified or installed:

TUNING was performed by (Please provide Company name and telephone number, if you wish us to contact them):

I understand that if my Control Module is determined to have been tuned, any damage caused by the tuning of the Control Module (including adverse emissions consequences) will not be covered by VWGoA / VGC warranties.

I am permitting an authorized Volkswagen Dealer to reflash (update) my Control Module, and by doing so, I understand that this process will automatically overwrite (destroy) and permanently delete any tuning program that was previously installed on the Control Module of my Volkswagen vehicle.

By signing below, I fully acknowledge and understand that the tuning program will not be restored and VWGoA / VGC, will not be liable in any way for the loss of tuning data.

Signature of Customer