



Technical Journal

TITLE:

Belt catch, squeak against upholstery

REF NO: TJ 33616.1.1	ISSUING DEPARTMENT: Technical Service	CAR MARKET: United States and Canada	
PARTNER: 3 US 7510 Volvo Car USA		ISSUE DATE: 2018-08-20	STATUS DATE: 2018-08-23
FUNC GROUP: 8843	FUNC DESC: Catch for safety belt	Page 1 of 5	

“Right first time in Time”

Attachment

File Name	File Size
TJ 33616_en-US.pdf	0.4890 MB

Vehicle Type

Type	Eng	Eng Desc	Sales	Body	Gear	Steer	Model Year	Plant	Chassis range	Struc Week Range
234							2017-9999		0000350-0999999	201617-999952
235							2017-9999		0000160-0999999	201624-999952
236							2017-9999		0000098-0999999	201646-999952
238							2018-9999		0000161-0999999	201646-999952
246							2018-9999		0000389-0999999	201717-999952
256							2016-9999		0000561-0999999	201505-999952
536							2019-9999		0000329-0999999	201746-999952

CSC Customer Symptom Codes

Code	Description
ZD	Front seat/Squeak/rattle
WO	Seat belt and other safety systems/Unusual noise

VST Operation Number

VST Operation Number	Description
98711-2	Seatbelt buckle front 2 x adjust acc. to TJ33616



DTC Diagnostic Trouble Codes

Rows beginning with * are modified

Note! If using a printed copy of this Technical Journal, first check for the latest online version

Text

DESCRIPTION:

*536 added to vehicle type.

If the front seat belt catch makes noise when moving against the seat upholstery, follow instruction under Service.

SERVICE:

Apply anti squeak tape 1161842 according to instruction TJ 33616_en-US.pdf.

VEHICLE REPORT:

Yes, please submit a Vehicle Report if the service solution described in this TJ has no effect. Use concern area "Vehicle Report" and sub concern area "Support not needed", use function group 8843.

To view TJ attachment continue to next page. This TJ has one attachment.



Volvo Car Customer Service

TJ Instruction VCC-512820-1

Title	Front safety belt buckle	Page	1 (3)
Action	Product fix	Operation number:	98711-2

Issue	Date	Reason
1	2018-05	First issue

Affected vehicles

Model year	Model
2017	S90 (17-)
2018, 2019	S90L
2019	XC40
2017, 2018, 2019	V90 (17-)
2017, 2018, 2019	V90 Cross Country
2018, 2019	XC60 (18-)
2016, 2017, 2018, 2019	XC90 (16-)

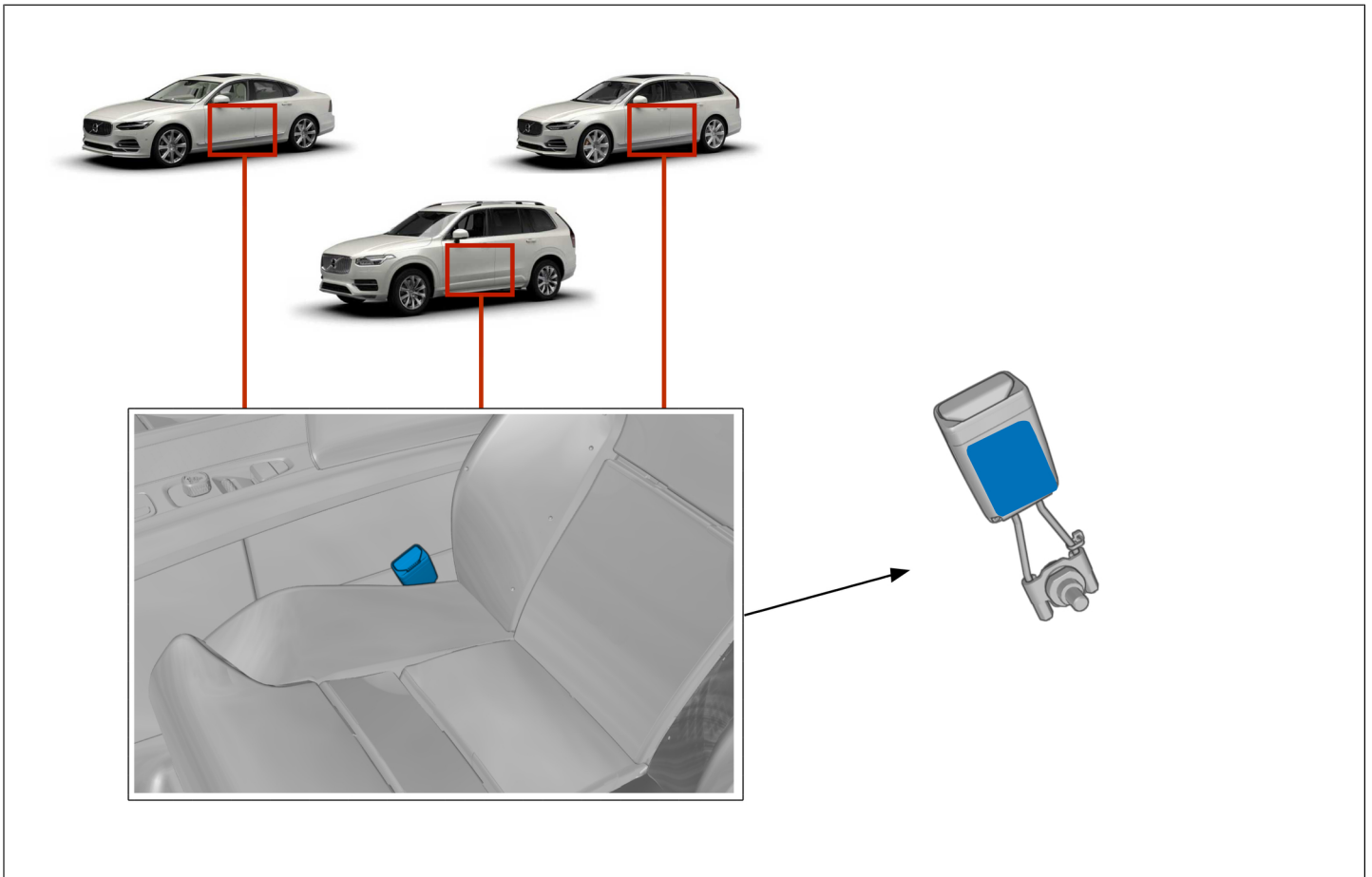
Materials

Materials	Qty.	Part No.	Notes
Anti-squeak tape	0.01	1161842	

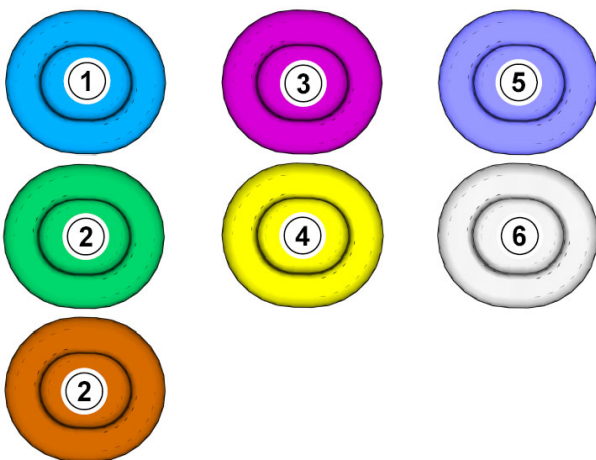
Equipment

Designation	Part No.
Tape measure	
Scissors	

Adjustment



Color symbols

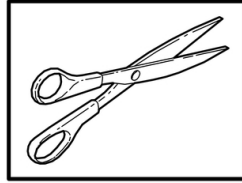
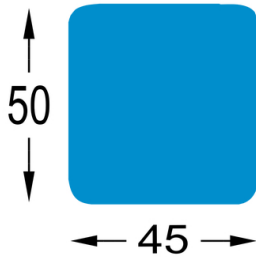


Note! This colour chart displays (in colour print and electronic version) the importance of the different colours used in the images of the method steps.

- 1 . Used for focused component, the component with which you will do something.
- 2 . Used as extra colors when you need to show or differentiate additional parts.
- 3 . Used for attachments that are to be removed/installed. May be screws, clips, connectors, etc.
- 4 . Used when the component is not fully removed from the vehicle but only hung to the side.
- 5 . Used for standard tools and special tools.
- 6 . Used as background color for vehicle components.

On both sides.

x2



Use: Anti-squeak tape , 1161842


Use: Tape measure

Use: Scissors

Cut

Round the corners.

x2



Install the marked component.