



Volkswagen



2016 Jetta / Jetta GLI / Jetta Hybrid

Engine	Part	Part Number	Quantity
1.4L TSI: CZTA	Oil Filter	04EF115561H	1
	VW 502 00 Use synthetic oil SAE 5W-40, SAE-5W-30	N/A	4.0L (4.2qt)
	Drain Plug Gasket	N 0138157	1
	Air Filter	04E129620	1
	Fuel Filter (Every 20K miles)	1K0201051K	1

Engine	Part	Part Number	Quantity
1.4L Hybrid: CNLA	Oil Filter	04E-115-561-H	1
	VW 502 00 Use synthetic oil SAE 5W-40, SAE-5W-30	N/A	4.0L (4.2qt)
	Drain Plug + Gasket	N 90288901 N 0138157	1
	Air Filter	04E-129-620	1
	Fuel Filter (Every 20K miles)	1K0201051K	1

Engine	Part	Part Number	Quantity
1.8L Turbo: CPKA, CPRA	Oil Filter	06K115562	1
	VW 502 00 Use synthetic oil SAE 5W-40, SAE-5W-30	N/A	5.5L (5.7qt)
	Drain Plug Gasket	N 0138157	1
	Air Filter	5C0129620	1

Engine	Part	Part Number	Quantity
2.0L Turbo GLI: CPLA, CPPA	Oil Filter	06L115562	1
	VW 502 00 Use synthetic oil SAE 5W-40, SAE-5W-30	N/A	5.5L (5.8qt)
	Drain Plug Gasket	N 0138157	1
	Air Filter	5C0129620	1

Engine	Part	Part Number	Quantity
2.0L TDI: DELA	Oil Filter	03N115562	1
	VW 507 00 Use synthetic oil SAE 5W-30	N/A	5.5L (5.8qt)
	Drain Plug W/Gasket	N 90813202	1
	Air Filter	1K0129620	1
	Fuel Filter (20K Only)	5Q0127177	1

© 2017 Volkswagen Group of America, Inc. All rights reserved. Information contained in this document is based on the latest information available at the time of printing and is subject to the copyright and other intellectual property rights of Volkswagen Group of America, Inc., its affiliated companies and its licensors. All rights are reserved to make changes at any time without notice. No part of this document may be reproduced, stored in a retrieval system, or transmitted in any form or by any means, electronic, mechanical, photocopying, recording, or otherwise, nor may these materials be modified or reposted to other sites, without the prior expressed written permission of the publisher.



Volkswagen

2016 Jetta / Jetta GLI / Jetta Hybrid

Miscellaneous	Part	Part Number	Quantity
<i>Miscellaneous</i>	Pollen Filter (20K Only)	1K0819644B	1
	Pollen Filter (20K Only)	1K0819644B	1
	Driver's Wiper Blade (Left)	5C7955425B	1
	Passenger's Wiper Blade (Right)	5C7955426B	1
	Battery (Amp. Req. Vary)	000915105*	1
	Battery (Amp. Req. Vary)	000915105*	1
	Battery (Amp. Req. Vary)	000915105*	1

*VIN Required

Resetting the oil service reminder

If the service was not performed by an authorized Volkswagen dealer or an authorized Volkswagen Service Facility, the oil change service reminder can be reset as follows:

Vehicles with Premium display:

1. Switch off the ignition.
 2. Press and hold the **0.0/SET** button in the instrument cluster.
 3. Switch on the ignition.
 4. Release the **0.0/SET** button.
 5. A confirmation message appears in the display. Confirm request with the **OK** button on the multi-function steering wheel.
-

Vehicles with Basic display:

1. Switch off the ignition.
 2. Push the **0.0/SET** button in the instrument cluster and hold down.
 3. Switch on the ignition.
 4. Release the **0.0/SET** button and push the **⏏/⏪** button in the instrument cluster within about 20 seconds.
-

2016 Jetta / Jetta GLI / Jetta Hybrid

Resetting the inspection service reminder


If the service was not performed by an authorized Volkswagen dealer or an authorized Volkswagen Service Facility, the inspection service reminder can be reset as follows:

Vehicles with Premium display:

1. Switch off the ignition.
 2. Switch on the emergency flashers.
 3. Press and hold the **0.0/SET** button in the instrument cluster.
 4. Switch on the ignition.
 5. Release the **0.0/SET** button.
 6. A confirmation message appears in the display. Confirm request with the **OK** button on the multi-function steering wheel.
 7. Switch off the emergency flashers.
-

Vehicles with Basic display:



1. Switch off the ignition.
 2. Switch on the emergency flashers.
 3. Push the **0.0/SET** button in the instrument cluster and hold down.
 4. Switch on the ignition.
 5. Release the **0.0/SET** button and push the **⏏/⏏** button in the instrument cluster within about 20 seconds.
 6. Switch off the emergency flashers.
-

 Do **not** reset the service reminder between service intervals; otherwise incorrect information will be displayed.



Volkswagen

2016 Jetta / Jetta GLI / Jetta Hybrid

 The service reminder disappears after a few seconds or after  button on the multi-function steering wheel has been pushed.

For current fluid capacity charts, they can be found on ServiceNet under the Maintenance tab.