



Technical Journal

TITLE:

Drive shaft bellows, noise

REF NO: TJ 32760.3.1	ISSUING DEPARTMENT: Technical Service	CAR MARKET: United States and Canada	
PARTNER: 3 US 7510 Volvo Car USA		ISSUE DATE: 2019-06-24	STATUS DATE: 2019-06-26
FUNC GROUP: 4620	FUNC DESC: Front axle casing	Page 1 of 5	

“Right first time in Time”

Attachment

File Name	File Size
TJI-512748-1_1_1_en-US.pdf	0.3264 MB

Vehicle Type

Type	Eng	Eng Desc	Sales	Body	Gear	Steer	Model Year	Plant	Chassis range	Struc Week Range
22X							2019-2020		-	201817-201924
23X							2017-2018		-	201617-201747
246							2018-2020		-	201717-201924
256							2016-2020		-	201505-201924
536							2019-2019		-	201746-209952

CSC Customer Symptom Codes

Code	Description
D2	Front/rear axle/Unusual noise

VST Operation Number

VST Operation Number	Description
99922-2	Boot, driveshaft constant velocity joint , outer



DTC Diagnostic Trouble Codes

Rows beginning with * are modified

Note! If using a printed copy of this Technical Journal, first check for the latest online version.

Text

DESCRIPTION:

* Corrected part number in attachment

During driving a noise may occur from the front drive shafts. The noise is most obvious during slow driving and turning (e.g., parking maneuvers).

The noise comes from the rubber material which has a certain friction that may create a noise in cold conditions. This noise will go away after some driving.

SERVICE:

Clean the bellows with a dry cloth and apply spray wax, Wurth PN 0892082500, on the bellows.

If possible, please perform this operation again 2 weeks after the first application.

Warranty claim info:

To get warranty claim accepted for a job described in this TJ, please use following data:

VST OP number: 99922-2

VEHICLE REPORT:

Yes, please submit a Vehicle Report if the service solution described in this TJ has no effect. Use concern area "Vehicle Report" and sub concern area "Support not needed", use function group 4620.

To view TJ attachment continue to next page. This TJ has one attachment.



Volvo Car Customer Service

TJ Instruction VCC-512748-1

Title	Boot, driveshaft constant velocity joint , outer	Page	1 (3)
Action	Product fix	Operation number:	99922-2

Issue	Date	Reason
2	2019-04	Change in Affected Vehicles
1	2018-04	First issue

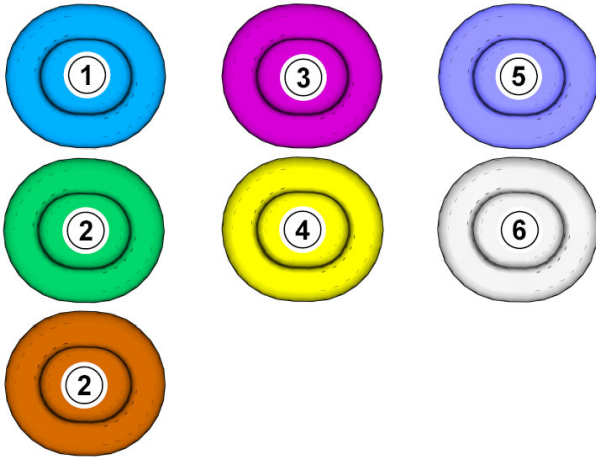
Affected vehicles

Model year	Model
2017, 2018, 2019	S90 (17-)
2019	V60 (19-)
2017, 2018, 2019	V90 (17-)
2017, 2018, 2019	V90 Cross Country
2019	XC40
2018, 2019	XC60 (18-)
2016, 2017, 2018, 2019	XC90 (16-)

Materials

Materials	Qty.	Part No.	Notes
Wax	0.1	Wurth 0892082500	

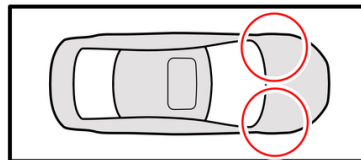
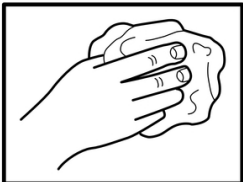
Color symbols



Note! This colour chart displays (in colour print and electronic version) the importance of the different colours used in the images of the method steps.

- 1 . Used for focused component, the component with which you will do something.
- 2 . Used as extra colors when you need to show or differentiate additional parts.
- 3 . Used for attachments that are to be removed/installed. May be screws, clips, connectors, etc.
- 4 . Used when the component is not fully removed from the vehicle but only hung to the side.
- 5 . Used for standard tools and special tools.
- 6 . Used as background color for vehicle components.

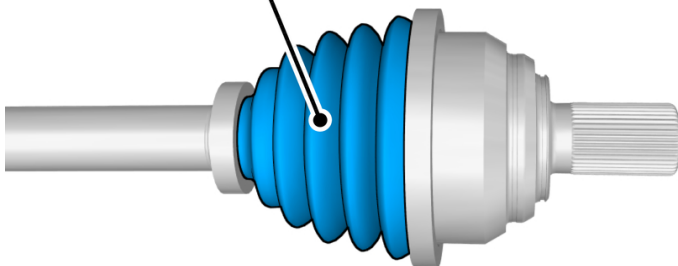
Cleaning

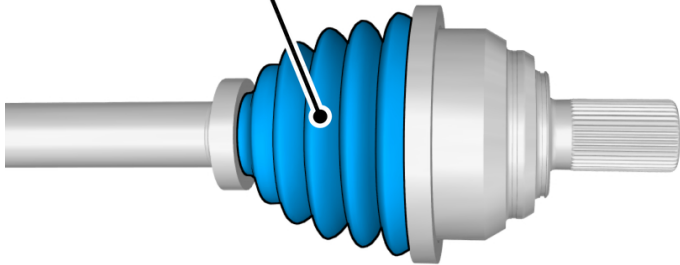



Caution! Use lint free cloth.

Note! Make sure that the component is clean and free of foreign material.

Wipe off





Apply a thin and even layer.
On both sides.

Use: Wax , Wurth 0892082500