



TECHNICAL BULLETIN

01 AUG 2019

© Jaguar Land Rover North America, LLC

NOTE: The information in Technical Bulletins is intended for use by trained, professional Technicians with the knowledge, tools, and equipment required to do the job properly and safely. It informs these Technicians of conditions that may occur on some vehicles, or provides information that could assist in proper vehicle service. The procedures should not be performed by 'do-it-yourselfers'. If you are not a Retailer, do not assume that a condition described affects your vehicle. Contact an authorized Land Rover service facility to determine whether this bulletin applies to a specific vehicle.

INFORMATION

SECTION:

211-00

SUBJECT /CONCERN:

Steering heavier than expected

AFFECTED VEHICLE RANGE:

MODEL:	MODEL YEAR:	VIN:	ASSEMBLY PLANT:
Range Rover (LG)	2016 Onwards	274572 Onwards	Solihull
Range Rover Sport (LW)	2016 Onwards	571960 Onwards	Solihull
Range Rover Sport (LW)	2016 Onwards	645050 Onwards	Solihull

MARKETS:

NORTH AMERICA

**CONDITION
SUMMARY:****SITUATION:**

There is an increased noise when turning the steering wheel and a notchy feel to the steering. This bulletin provides diagnostic advice in advance of changes to the TOPlx workshop manual.

CAUSE:

The TOPlx workshop manual does not provide diagnostic advice for these symptoms.

ACTION:

Follow the service instruction below.

PARTS:

PART NUMBER	DESCRIPTION	QUANTITY
LR134726	Upper steering column shaft	1
LR033649	Bulkhead seal	1
LR033655	Steering column bolt(s)	2

WARRANTY:

NOTES:

- Repair procedures are under constant review, and therefore times are subject to change; those quoted here must be taken as guidance only. Use TOPIx to obtain the latest repair time.
- The JLR claims submission system requires the use of causal part numbers. Labor only claims must show the causal part number with a quantity of zero.

All vehicles

DESCRIPTION	SRO	TIME (HOURS)	CONDITION CODE	CAUSAL PART
Steering column shaft and boot - Inspect - No further action	57.41.89.01	0.1	41	LR033649

Range Rover Sport

DESCRIPTION	SRO	TIME (HOURS)	CONDITION CODE	CAUSAL PART
TDV6 3.0L Diesel - Shaft - Column - Intermediate - Renew	57.40.22	2.2	41	LR033649
V6 3.0L S/C Petrol and V8 5.0L S/C Petrol - Shaft - Column - Intermediate - Renew	57.40.22	2.3	41	LR033649

Range Rover

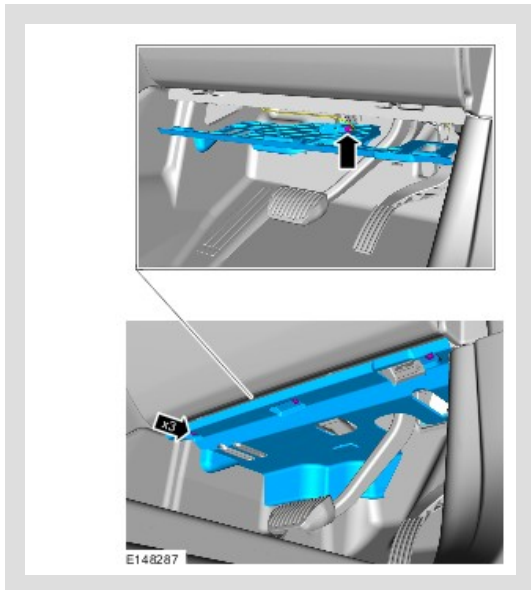
DESCRIPTION	SRO	TIME (HOURS)	CONDITION CODE	CAUSAL PART
TDV6 3.0L Diesel - Shaft - Column - Intermediate - Renew	57.40.22	1.9	41	LR033649
V6 3.0L S/C Petrol and V8 5.0L S/C Petrol - Shaft - Column - Intermediate - Renew	57.40.22	1.8	41	LR033649

NOTE:

Normal Warranty procedures apply.

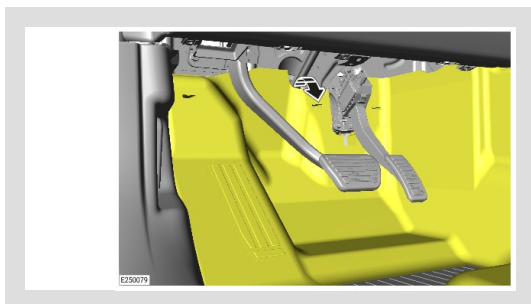
Steering column shaft and boot - Inspect

1.



Remove the trim panel.

2.



Position the main floor carpet to one side.

3.

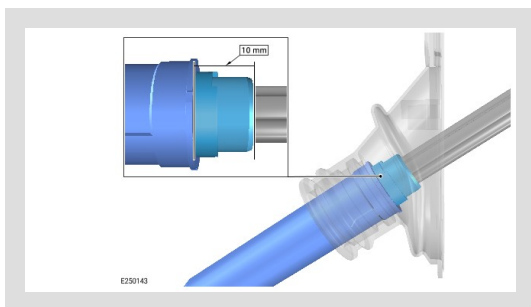
NOTE:

Watch the video for an example of the concern.

Turn the steering column shaft in both directions and visually inspect the steering column shaft boot.

- If the steering column shaft boot **does not** rotate with the steering column shaft, do not continue with this bulletin. Continue diagnosis using TOPlx (see TOPlx Workshop Manual section 211-04: Steering Column - Diagnosis and Testing - Steering Column).
- If the steering column shaft boot **does** rotate with the steering column shaft, **continue to step 4**.

4.



Measure the area shown.

- If the area shown is **greater** than **10 mm**, continue to '**Steering column shaft and boot - Renew**'.
- If the area shown is **less** than or equal to **10 mm**, do not continue with this bulletin. Continue diagnosis using TOPlx (see TOPlx Workshop Manual section 211-04: Steering Column - Diagnosis and Testing - Steering Column).

SERVICE INSTRUCTION:

Steering column shaft and boot - Renew

1.

Renew the steering column shaft and steering column shaft boot (see TOPlx Workshop Manual section 211-04: Steering column - Steering column shaft).

