

Subject: RATTLE / KNOCK NOISE FROM FRONT DISC BRAKE CALIPER	Bulletin No.: 04-005/19
	Last Issued: 09/24/2019

APPLICABLE MODEL(S)/VINS


2014-2018 Mazda3 (Japan built) with VINS lower than JM1BN*****191040 (produced before April 28, 2018)

2014-2018 Mazda3 (Mexico built) with VINS lower than 3MZBN*****240901 (produced before April 28, 2018)

2016-2018 CX-3 with VINS lower than JM1DK*****406295 (produced before April 28, 2018)

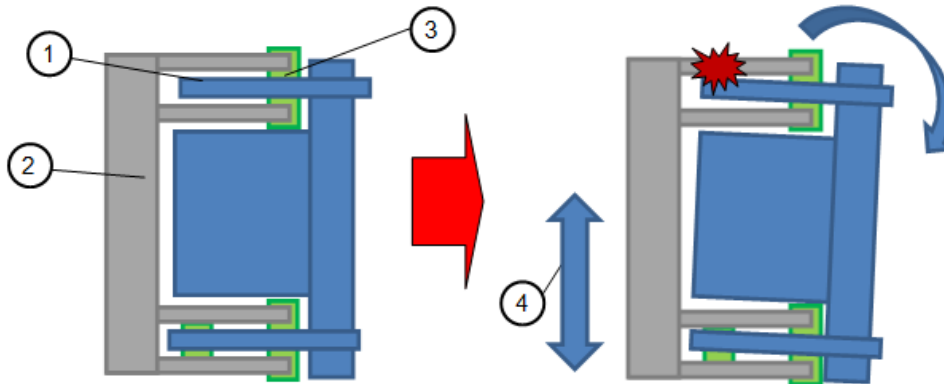
DESCRIPTION

Some vehicles may exhibit a rattle / knock noise from the front disc brake caliper (1) when driving on a rough road surface.



CONSUMER NOTICE: The information and instructions in this bulletin are intended for use by skilled technicians. Mazda technicians utilize the proper tools/equipment and take training to correctly and safely maintain Mazda vehicles. These instructions should not be performed by "do-it-yourselfers." Customers should not assume this bulletin applies to their vehicle or that their vehicle will develop the described concern. To determine if the information applies, customers should contact their nearest authorized Mazda dealership. Mazda North American Operations reserves the right to alter the specifications and contents of this bulletin without obligation or advance notice. All rights reserved. No part of this bulletin may be reproduced in any form or by any means, electronic or mechanical---including photocopying and recording and the use of any kind of information storage and retrieval system ---without permission in writing.

This is caused by the slide pin (1) hitting the mounting support (2) due to insufficient holding power of the dust boots (3) when a shock (4) is applied from the road. To eliminate this concern, the dust boots have been modified to increase holding power.

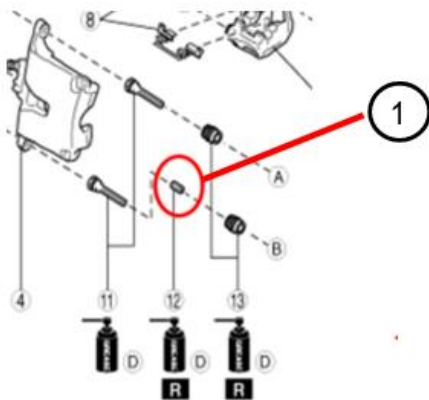


Customers having this concern should have their vehicle repaired using the following repair procedure.

REPAIR PROCEDURE

1. Verify the customer concern.
2. Replace the dust boots on **both sides** with modified ones according to the instructions on MGSS.

NOTE: Reuse the lower slide pin bushing (1).



- Mazda3: (FRONT BRAKE (DISC) REMOVAL/INSTALLATION)
- CX-3: (FRONT BRAKE DISC PAD REMOVAL/INSTALLATION) and (FRONT BRAKE MOUNTING SUPPORT REMOVAL/INSTALLATION)

CONSUMER NOTICE: The information and instructions in this bulletin are intended for use by skilled technicians. Mazda technicians utilize the proper tools/equipment and take training to correctly and safely maintain Mazda vehicles. These instructions should not be performed by "do-it-yourselfers." Customers should not assume this bulletin applies to their vehicle or that their vehicle will develop the described concern. To determine if the information applies, customers should contact their nearest authorized Mazda dealership. Mazda North American Operations reserves the right to alter the specifications and contents of this bulletin without obligation or advance notice. All rights reserved. No part of this bulletin may be reproduced in any form or by any means, electronic or mechanical---including photocopying and recording and the use of any kind of information storage and retrieval system ---without permission in writing.

NOTE: Replace the front brake pads if any are worn to 5 mm or less.
3. Verify repair.

PARTS INFORMATION

Part Number	Description	Qty.	Notes
B4YA-33-69X	Dust boots	1	Contains 4pcs
B6YS-33-28ZA	Pad Sub Set, Front Caliper	1	For Mazda3 (Japan built) and CX-3
BJY7-33-28ZA	Pad Sub Set, Front Caliper	1	For Mazda3 (Mexico built)
B4Y4-33-247	Grease	1	

NOTE: Select applicable front brake pads from the GEPC when ordering the parts.

WARRANTY INFORMATION

NOTE:

- This warranty information applies only to verified customer complaints on vehicles eligible for warranty repair.
- This repair will be covered under the New Vehicle Limited Warranty.
- Additional diagnostic time cannot be claimed for this repair.

Warranty Type	A		
Symptom Code	82		
Damage Code	9B		
Causal Part No.	B4YA-33-69X		
Quantity	1		
Operation No. and Labor Hours	Operation No.	Labor Hrs.	Note
	XXP52ARX	0.5	Dust boots RR (Both sides)
	XXP52BRX	0.6	Dust boots and brake pads RR (Both sides)

CONSUMER NOTICE: The information and instructions in this bulletin are intended for use by skilled technicians. Mazda technicians utilize the proper tools/equipment and take training to correctly and safely maintain Mazda vehicles. These instructions should not be performed by "do-it-yourselfers." Customers should not assume this bulletin applies to their vehicle or that their vehicle will develop the described concern. To determine if the information applies, customers should contact their nearest authorized Mazda dealership. Mazda North American Operations reserves the right to alter the specifications and contents of this bulletin without obligation or advance notice. All rights reserved. No part of this bulletin may be reproduced in any form or by any means, electronic or mechanical---including photocopying and recording and the use of any kind of information storage and retrieval system ---without permission in writing.