



Technical Service Bulletin

91 MIB2 High: Navigation data read error/reboots, DTC B126CF0 stored in the information electronics control module

91 19 08 2057052/1 October 31, 2019.

Model(s)	Year	VIN Range	Vehicle-Specific Equipment
A5, Q5	2018 - 2019	All	MIB2 High
A3, A6, A7, and TT	2016 - 2019	All	MIB2 High
A4, Q7, and R8	2017 - 2019	All	MIB2 High

Condition

Customer states:

- The MMI shows the message “Read error occurred when accessing the navigation data” after initialization (Figure 1).
- The MMI reboots constantly.

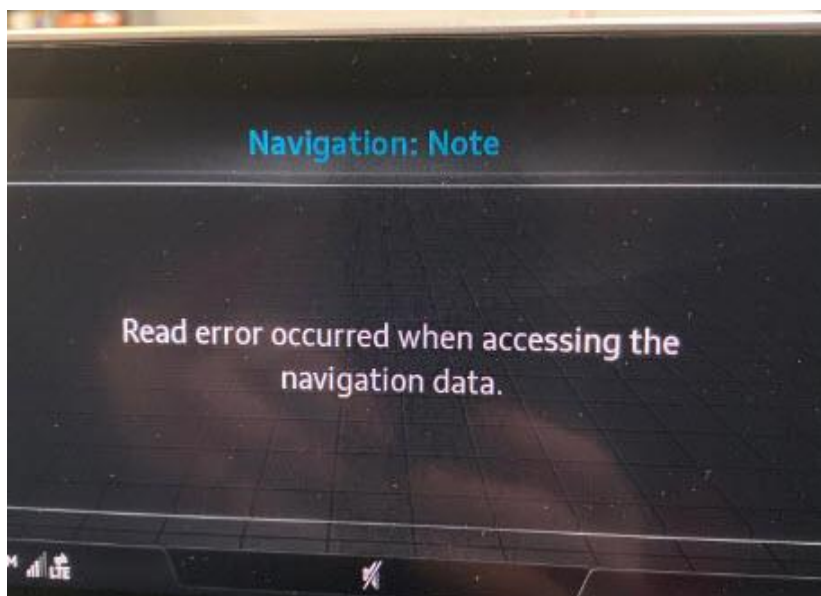


Figure 1. The error message is shown on initialization.

Workshop findings:

The following DTC may be stored in the information electronics, J794 (address word 005F):

- **DTC B126CF0** (Navigation system Navigation database malfunctioning).



Technical Service Bulletin

2. In the drop-down menu “Control module OBD”, select “Basic Settings” (3), then click on the arrow to the right (4) (Figure 3).

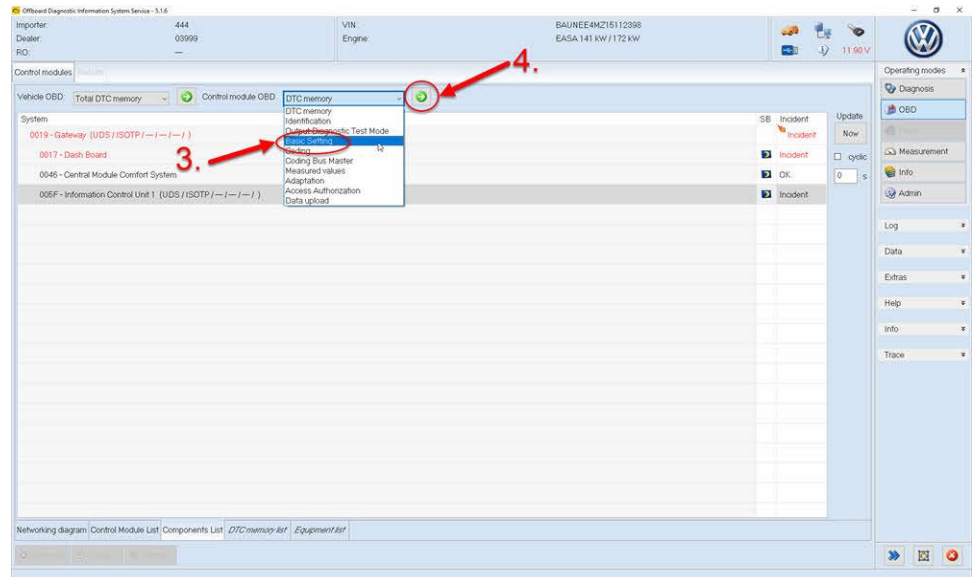


Figure 3. Select the basic settings.

3. In the list on the left, select “[VO]_HDD_Partition_Format” (5), then click the single right-pointing arrow in the center (6) (Figure 4).

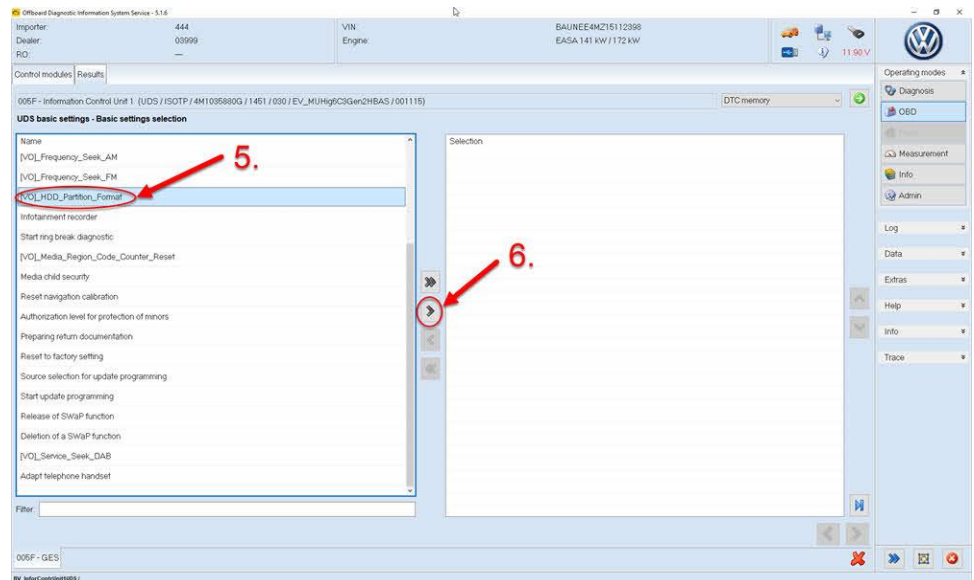


Figure 4. Select the basic setting.



Technical Service Bulletin

4. Hit the “Next” button on the bottom right (7) (Figure 5).

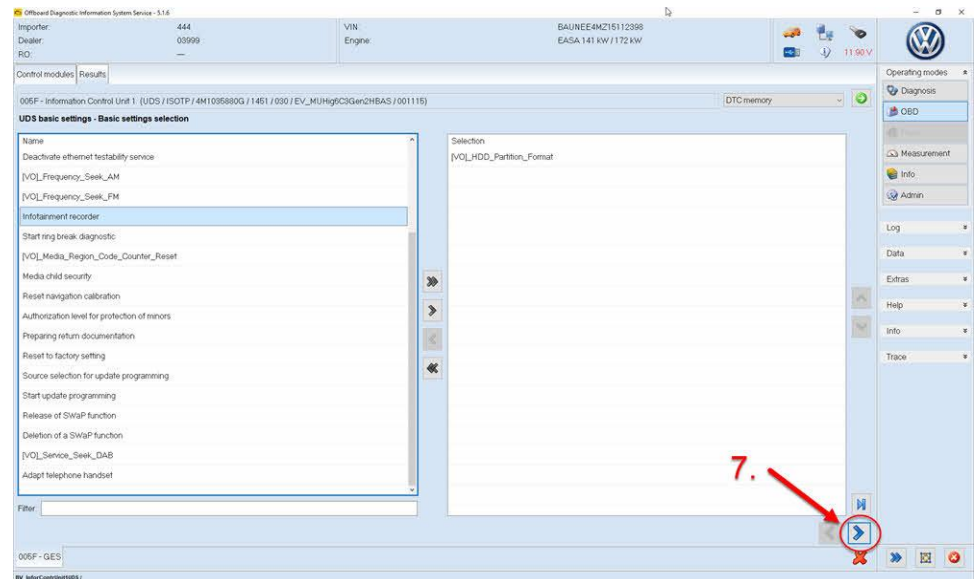


Figure 5. Select next.

5. Make sure that the value for the parameter “[LO]_Routine Control Option Partition” says “Navigation data base” (8), then click “Next” (9) (Figure 6).



Tip: Make sure that the “Navigation data base” is selected. An incorrect selection in this step might render the control module/unit nonviable.

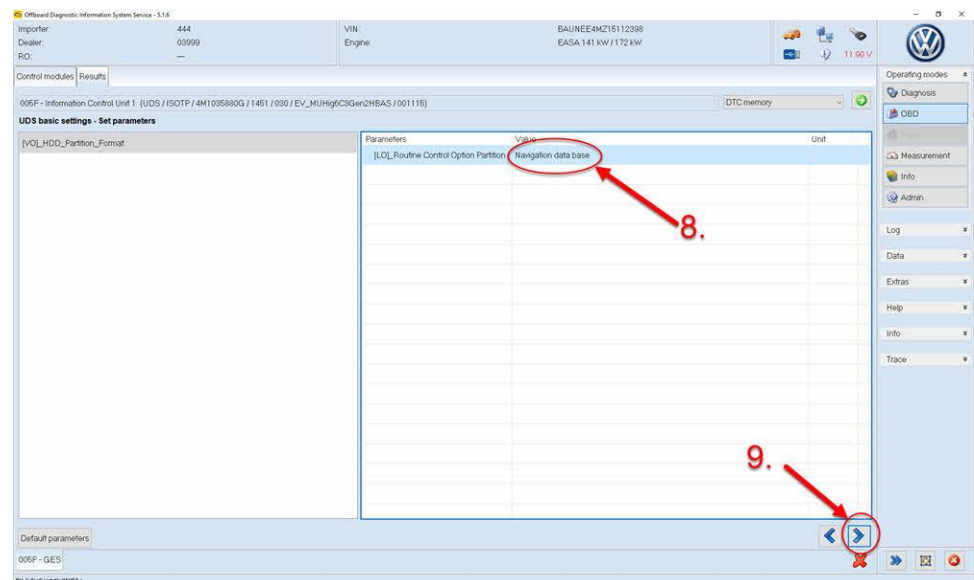


Figure 6. Navigation data base partition.



Technical Service Bulletin

6. Click “Next” one more time (10) (Figure 7).

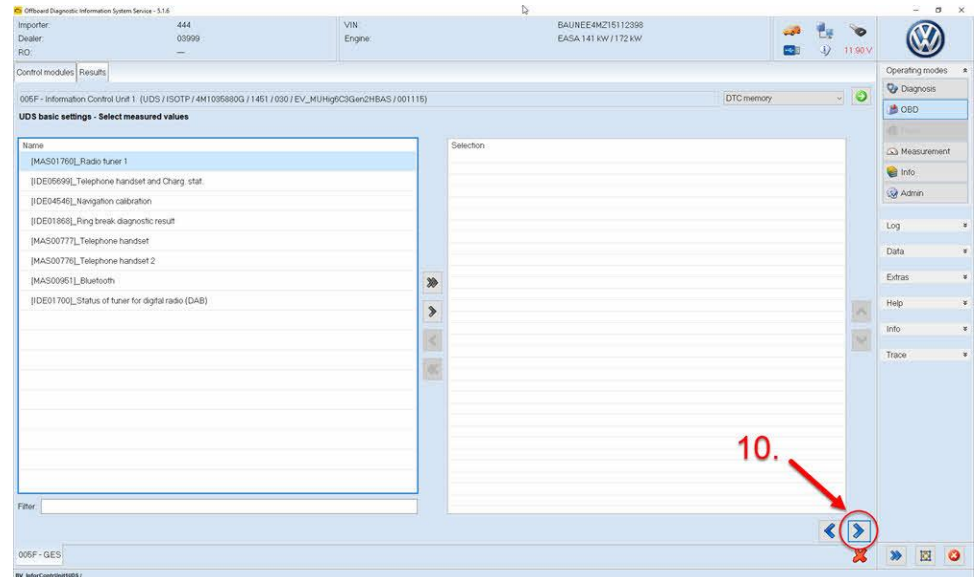


Figure 7. Select next.

7. Select “Start” (11). The basic setting should complete within a few seconds (Figure 8).

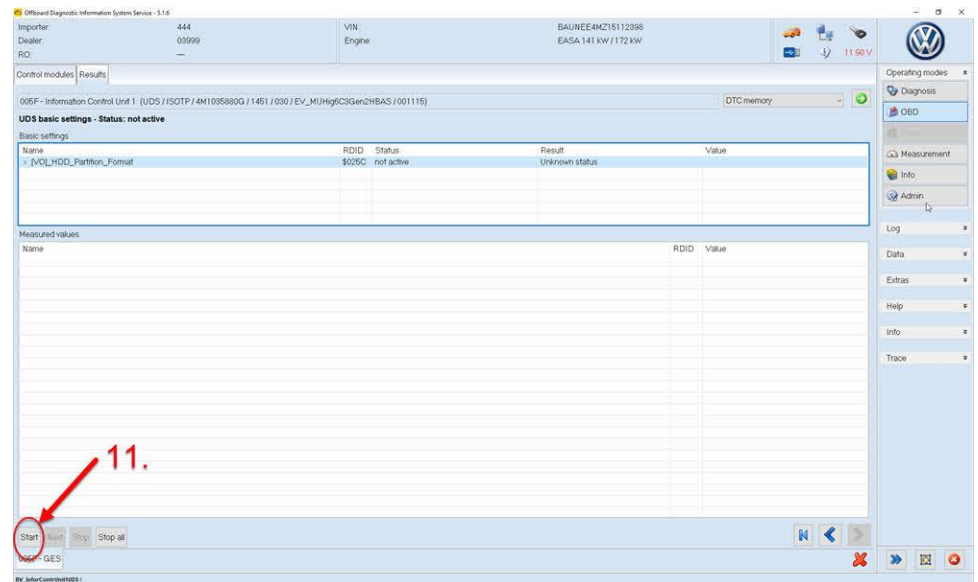


Figure 8. Execute the basic setting.

8. Update the navigation database according to the steps in TSB 2037809: “91 How to update MMI MIB navigation map – potential customer concerns”. This will reinstall a working navigation database.



Technical Service Bulletin

Warranty

Claim Type:	<ul style="list-style-type: none">• 110 up to 48 Months/50,000 Miles.• G10 for CPO Covered Vehicles – Verify Owner.• If the vehicle is outside any warranty, this Technical Service Bulletin is informational only.		
Service Number:	9196		
Damage Code:	0039		
Labor Operations:	Format the Navigation Database Partition via OBD	0151 0000	15 TU
	Program infotainment control unit & Test Functionality	9196 0299	70 TU
Diagnostic Time:	GFF	0150 0000	Time stated on the diagnostic protocol (Max 50 TU)
	Road test prior to the service procedure	No allowance	0 TU
	Road test after the service procedure	No allowance	0 TU
Claim Comment:	As per TSB #2057052/1		

All warranty claims submitted for payment must be in accordance with the *Audi Warranty Policies and Procedures Manual*. Claims are subject to review or audit by Audi Warranty.

Required Parts and Tools

See TSB 2037809.

Additional Information

The following Technical Service Bulletin(s) will be necessary to complete this procedure:

- TSB 2037809, *91 How to update MMI MIB navigation map – potential customer concerns*.

All part and service references provided in this TSB (2057052) are subject to change and/or removal. Always check with your Parts Department and/or ETKA for the latest information and parts bulletins. Please check the Repair Manual for fasteners, bolts, nuts, and screws that require replacement during the repair.



Technical Service Bulletin

©2019 Audi of America, Inc. All rights reserved. The information contained in this document is based on the latest information available at the time of printing and is subject to the copyright and other intellectual property rights of Audi of America, Inc., its affiliated companies and its licensors. All rights are reserved to make changes at any time without notice. No part of this document may be reproduced, stored in a retrieval system, or transmitted in any form or by any means, electronic, mechanical, photocopying, recording, or otherwise, nor may these materials be modified or reposted to other sites, without the prior expressed written permission of the publisher.