

Engine	Part	Part Number	Quantity
2.0L Turbo Diesel: CJAA	Oil Filter	071115562C	1
	VW 507 00 Use synthetic oil SAE 5W-40, SAE 5W-30	N/A	4.3L (4.5qt)
	Drain Plug + Gasket	N 90813202	1
	Air Filter	1K0129620E	1
	Fuel Filter (20K Only)	1K0127434B	1

Engine	Part	Part Number	Quantity
2.5L: CBTA, CBUA	Oil Filter	06D115562	1
	VW 502 00 Use synthetic oil SAE 5W-40, SAE 5W-30	N/A	5.5L (5.8qt)
	Drain Plug + Gasket	N 90813202	1
	Air Filter	07K129620	1

GTI

Engine	Part	Part Number	Quantity
2.0L Turbo: CCTA, CBFA	Oil Filter	06J115403Q	1
	VW 502 00 Use synthetic oil SAE 5W-40, SAE 5W-30	N/A	4.6L (4.9qt)
	Drain Plug Gasket	See Tech Tip 17-12-02 Elsa Doc #2030603	1
	Air Filter	1K0129620D	1

Golf R

Engine	Part	Part Number	Quantity
2.0L: CRZA	Oil Filter	06D115562	1
	VW 502 00 Use synthetic oil SAE 5W-40, SAE 5W-30	N/A	5.5L (5.8qt)
	Drain Plug + Gasket	N 90813202	1
	Air Filter	06F133843B	1

2010-2012	Engine Code		Torque Spec	
Oil drain plug Torque	2.0L TDI	CJAA	M14 plug	30 Nm
			M24 plug	50 Nm
	2.5L	CBTA, CBUA	M14 plug	30 Nm
			M24 plug	50 Nm
	2.0L	CCTA, CBFA	M14 plug	30 Nm
			M24 plug	50 Nm
	2.0L	CRZA (Golf R)	M14 plug	30 Nm
			M24 plug	50 Nm
Wheel hub bolt Torque	2.0L TDI	CJAA	120 Nm	
	2.5L	CBTA, CBUA		
	2.0L	CCTA, CBFA		
	2.0L	CRZA (Golf R)		

Miscellaneous	Part	Part Number	Quantity
Miscellaneous	Pollen Filter (20K Only)	1K1819653B	1
	Front Set Wipers	1Q1998002	1
	Rear Wiper Blade (Golf)	5K6955427A	1
	Rear Wiper Blade (GTI)	5K6955427A	1
	Rear Wiper Blade (Golf R)	5K6955427A	1
	Battery	000915105DEDSP	1
	Battery	000915105DGDSP	1

Revised 11/11/2019

2010 Golf Service Interval Reset

Resetting the Service Interval Display

If service was not performed by a Volkswagen dealer, the display must be reset as follows:

- Use the rocker switch on the windshield wiper lever or the buttons in the multi-function steering wheel (where applicable) to select the **Settings** menu
- In the **Service** submenu mark the **Reset** menu item and press the button in the windshield wiper lever or the multi-function steering wheel (where applicable) to reset the Service Interval Display. Confirm the subsequent security check with .

Tips

- If you reset the service display yourself, the next service is displayed after 9,320 miles (15,000 km) or one year. The service interval is not determined individually.
- Do **not** reset the service interval function between scheduled maintenance intervals; doing so will result in an incorrect display.

2011 and 2012 Golf Service Reminder Reset


Resetting the service reminder display

If the service was not performed by an authorized Volkswagen dealer or an authorized Volkswagen Service Facility, the service reminder can be reset as follows:

Vehicles with text message display:

Select the **Settings** menu.

In the **Service** sub-menu, select the **Reset** menu item.

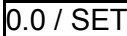

Confirm request with .


Vehicles without text message display:



Switch off the ignition.

Push  and hold down.

Switch on the ignition.

Release the  button and push the  button within about 20 seconds.

 Do **not** reset the service reminder between service intervals; otherwise, incorrect information will be displayed.

 The service reminder disappears after a few seconds when the engine is running or the  button has been pushed.