





MPD UPDATE POWERTRAIN - UPDATED



19 & 20MY I-PACE	
<p>Displayed Range is 201 miles at 100% State of Charge</p> <p><u>Problem Description:</u></p> <ul style="list-style-type: none"> - At 100% State of Charge, range will not display higher than 201 on the cluster <p><u>Current Status:</u></p> <ul style="list-style-type: none"> - Under Investigation <p><u>Recommended Actions:</u></p> <ul style="list-style-type: none"> - Update the PCM with PATHFINDER 260 and retest. If the BCCM & BECM require an update, update those modules as well. Raise a TA if concern remains after a charge cycle & drive cycle. 	
KPI's	
Total VIN Count	Status
	

 Solution Unavailable or project not yet accepted

 Solution known, not yet delivered

 Service Fix Available, Communication Published

