



Condition

ATTENTION:

**THIS IS A TECH TIP, NOT A TECHNICAL BULLETIN.
TECH TIPS ARE NOT ASSOCIATED WITH WARRANTY CLAIMING.**

Applicable Vehicles

Model(s)	Year	Eng. Code	Trans. Code	VIN Range From	VIN Range To
Golf, GTI, Golf R, eGolf, Golf SportWagen	2015-2020	All	All	All	All
Atlas, Tiguan LWB	2018-2020	All	All	All	All
Jetta	2019-2020	All	All	All	All

Revision Table

Instance Number	Published Date	Version Number	Reason For Update
2038198/14	1/24/20	96-14-05TT	To include model year 2020 applicability.
2038198/1	8/22/14	96-14-05TT	Original publication.

Technical Background

To adapt keys, any immobilizer component including the Control Module for Emergency Call Module and Communication Unit -**J949**- or a new identity, makes it necessary to complete the “Adapt Immobilizer” test plan.

Kessy Vehicles: Verify that the reader coil is removed from the steering column and the key is touching the reader coil during key adaptation (Figures 1a – 1c). Bladed key vehicle, it is not necessary to remove the reader coil. The test plan can be found under the ODIS Service Special Functions Tab (Figure 2) or by navigating to “Immobilizer functions” under “Elect. Immobilizer 5A” after clicking the “Select self-test” button in the Test Plan tab (Figure 3). This procedure adapts both the remote and immobilizer functions of the key.

 **Note:**

Vehicle may not start and or have warning lights on cluster after immobilizer / key adaptation is completed. See figure 9 information in this tech tip after immobilizer / key adaptation for further instructions.

Prior to starting the test plan to adapt the immobilizer, the key positioning on the reader coil itself is critical. Monitor MVB information in the immobilizer with the key touching the reader coil to verify a key ID is being seen.

Key ID MVB information may either be found under Address word 25 Immobilizer or Address word 17 Instrument cluster depending on vehicles module protocol.



Service

If the key ID is not being seen in the MVB reading, then rotate the key around the reader coil until the key ID is seen in MVB information.

Measured values - Display measured values

25 - Immobilizer (UDS / ISOTP / 5K0953234 / 0604 / H04 / EV_Immo_UI) Adaptation

Name	Value
[VO]_WFS-Challenge	64 7D CB CC
[VO]_Transponder-ID des aktuellen Schlues	D8 83 5E 73
[VO]_Transponder-ID des 1. Schluessels	D8 8B 82 2A
[VO]_Transponder-ID des 2. Schluessels	

Update Now cyclic 0 s

Example - Key ID for key at reader coil

Possible key placements at Reader Coil



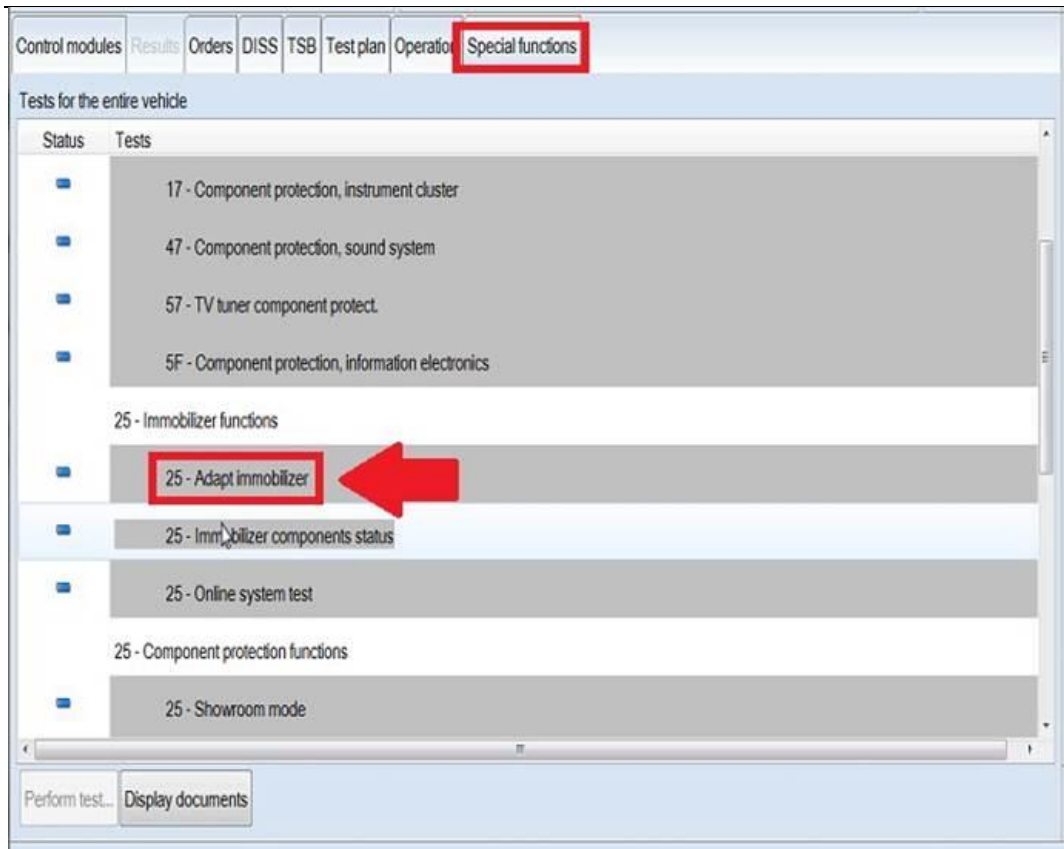


Figure 2

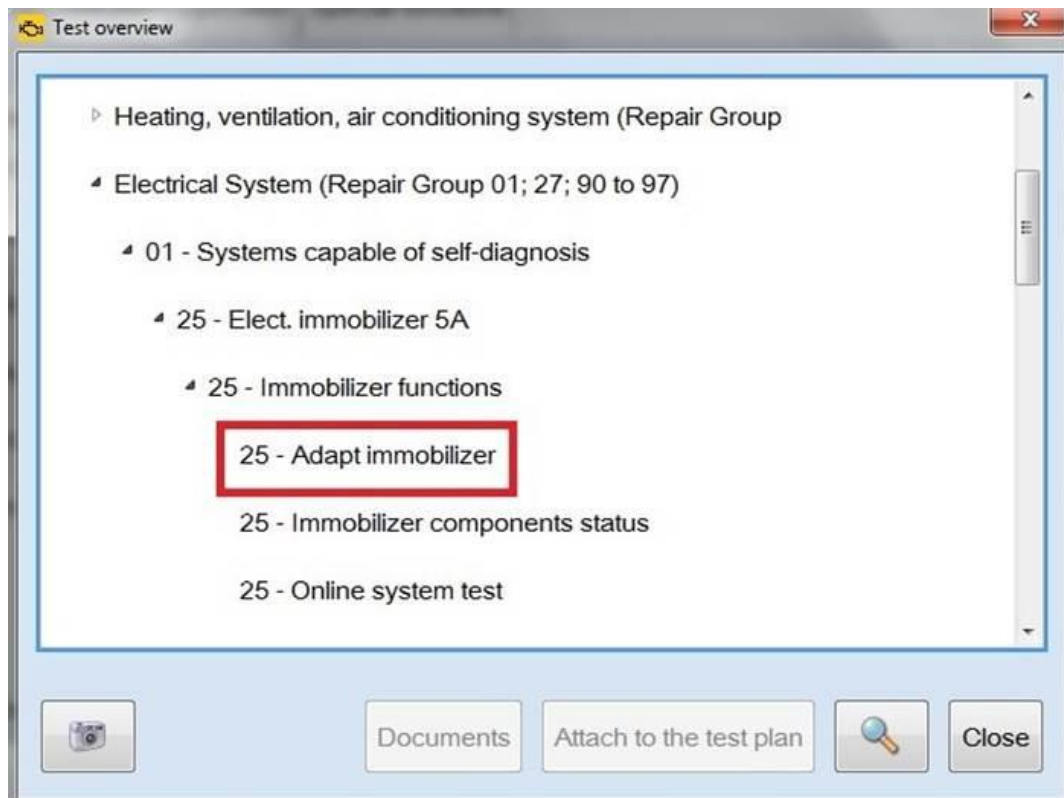


Figure 3



When prompted by the test plan, make the selection to Repair immobilizer (Figure 4).

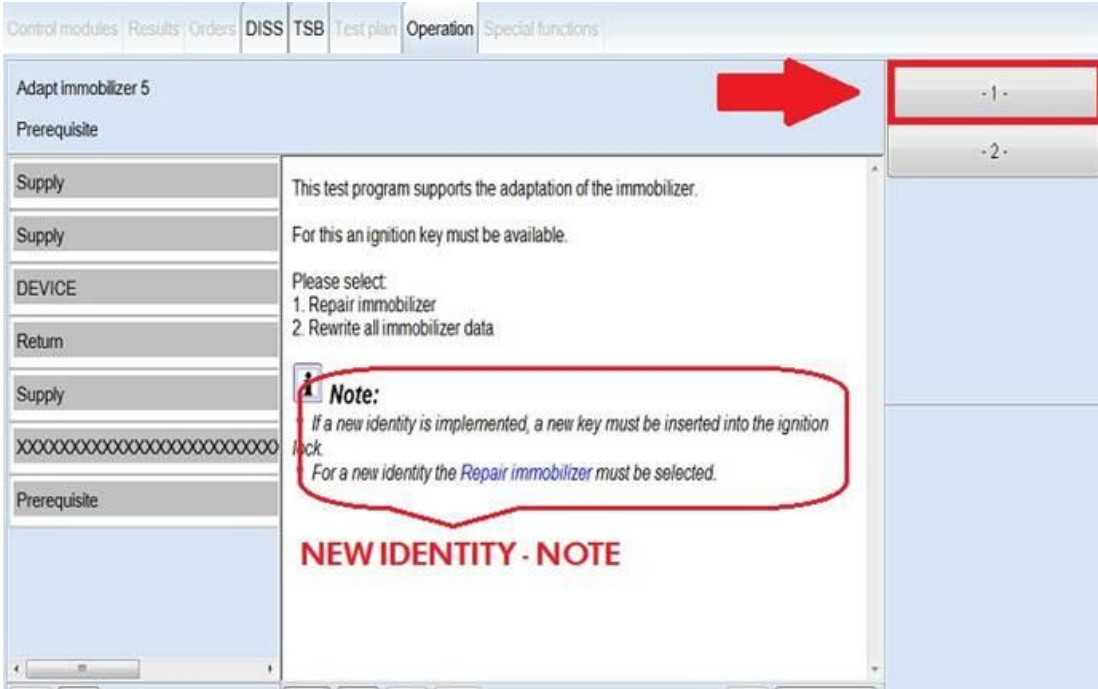


Figure 4

Once the purchaser's information is entered and valid login credentials are provided, the adaptation status of all immobilizer components is displayed (Figure 5). Select "Complete/Continue".

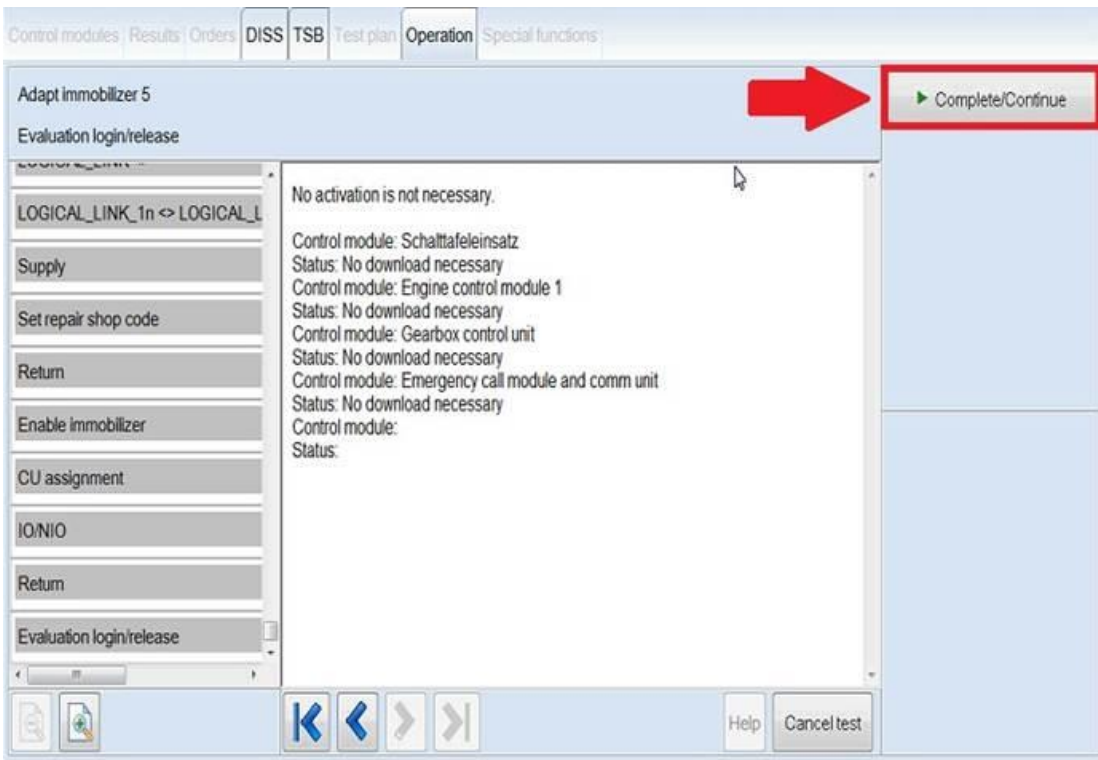


Figure 5



Select "Yes" when prompted to perform key adaptation (Figure 6).

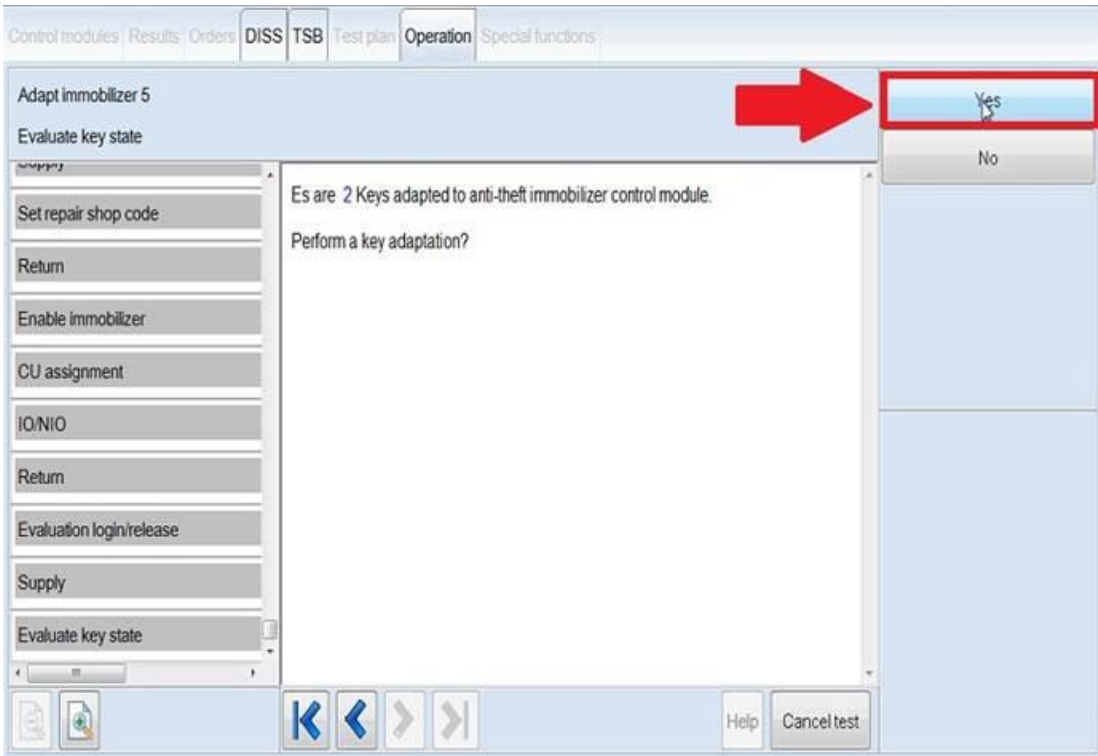


Figure 6

Use the + and – buttons to select the number of keys to be adapted, then select "OK" (Figure 7).

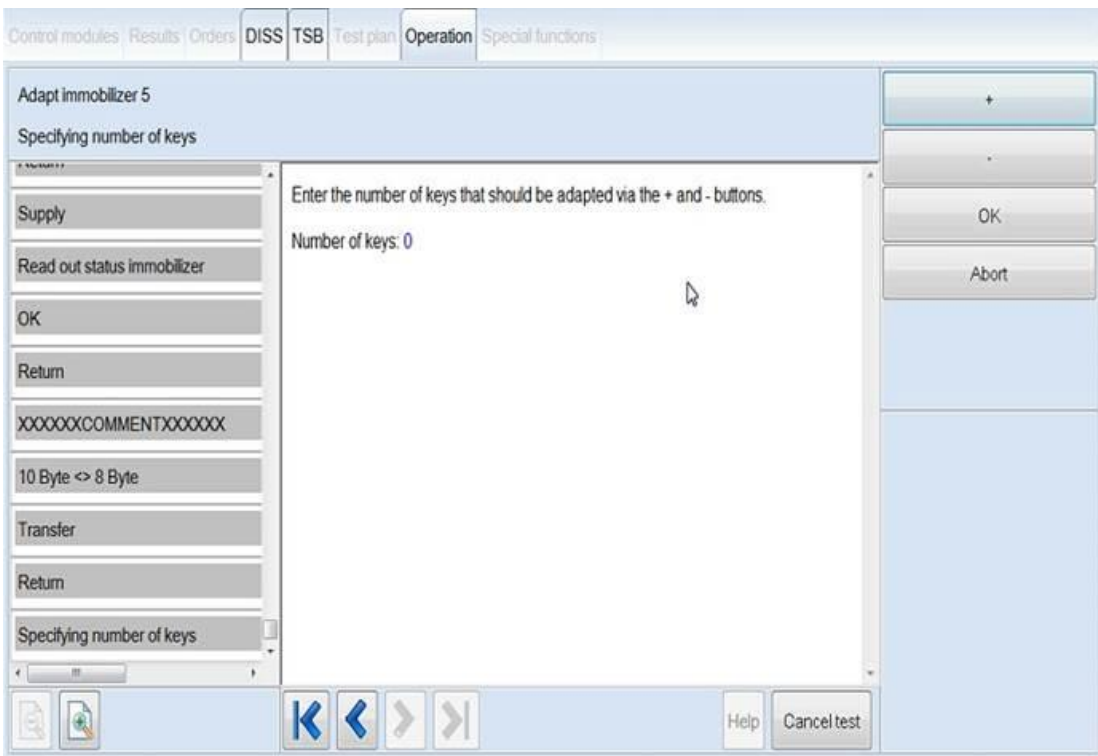


Figure 7



Continue to follow test plan instructions to complete key adaptation (Figure 8).

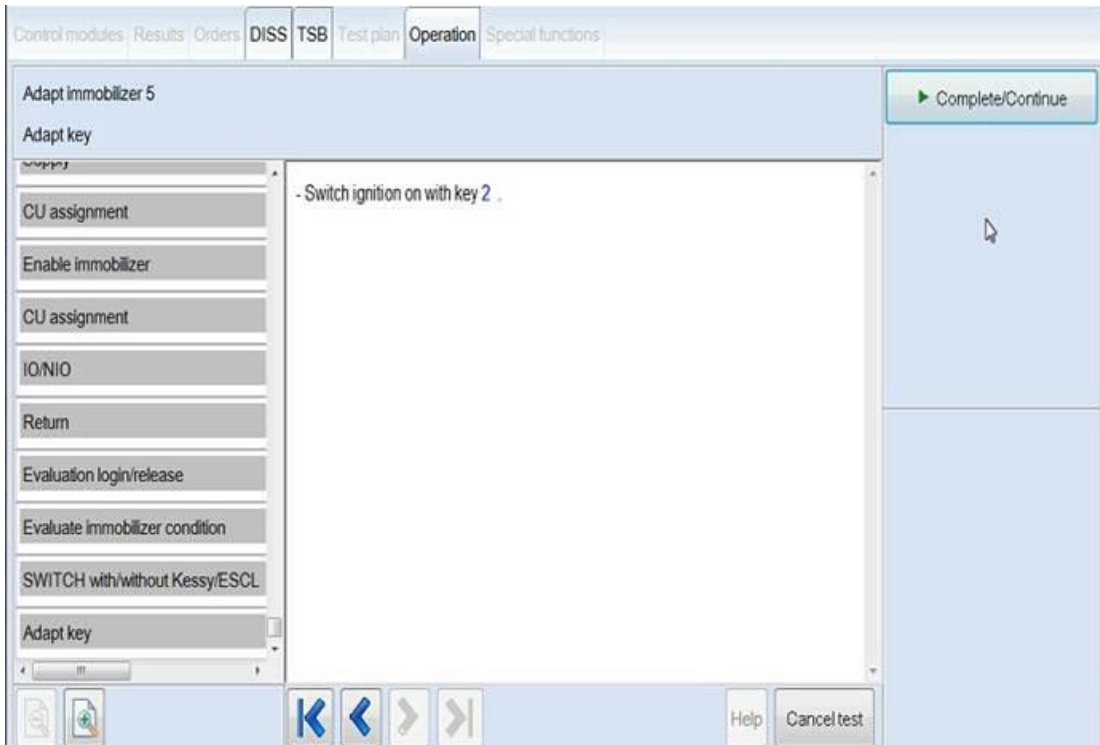


Figure 8

Vehicle doesn't start and or warning lights ON after immobilizer / key adaptation. Check for faults related to modules that may no longer be coded (Figure 9).

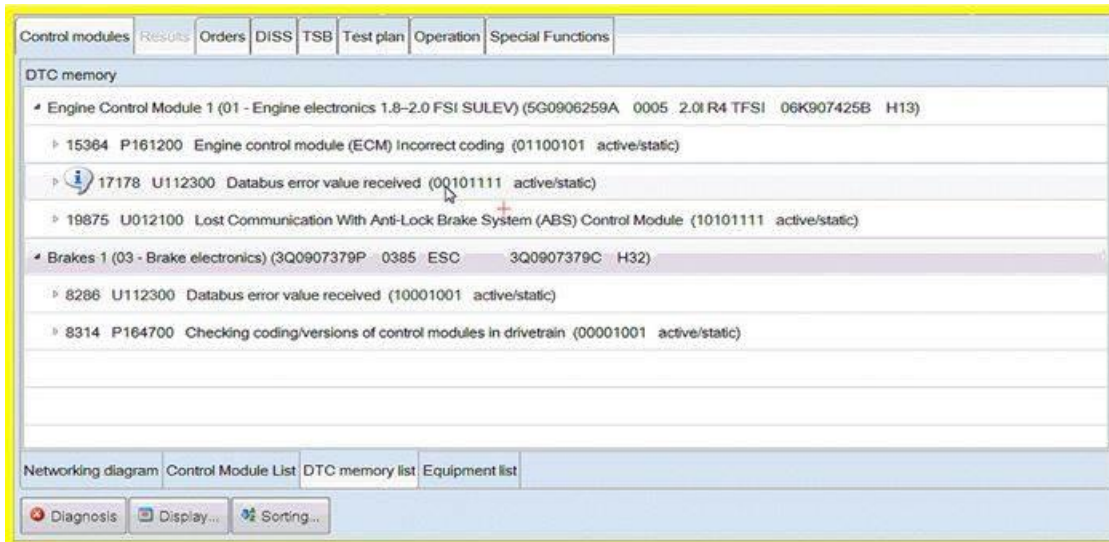


Figure 9



It will be necessary to recode all modules that are no longer coded. Code modules online under the special functions tab, "Code online control module". Modules may include, but not limited to ECM, ABS, TCM. The FES test plan may need to be ran on the Gateway AW 19, select #2 "Re-create function" (Figure10).

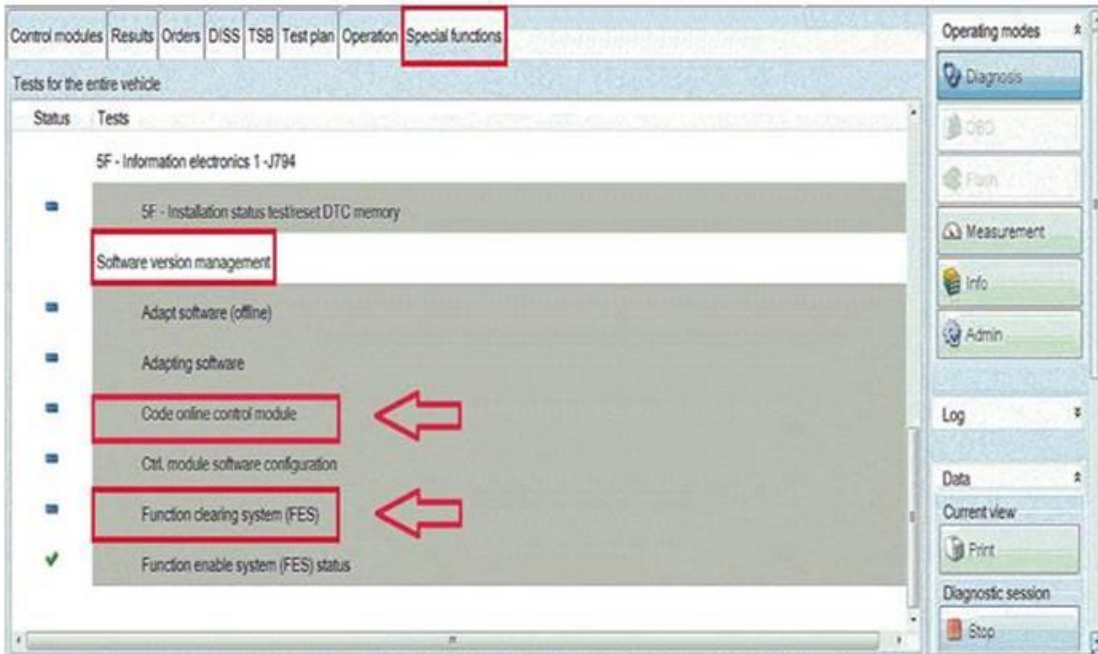


Figure 10

Additional Information

© 2020 Volkswagen Group of America, Inc. All rights reserved. Information contained in this document is based on the latest information available at the time of printing and is subject to the copyright and other intellectual property rights of Volkswagen Group of America, Inc., its affiliated companies and its licensors. All rights are reserved to make changes at any time without notice. No part of this document may be reproduced, stored in a retrieval system, or transmitted in any form or by any means, electronic, mechanical, photocopying, recording, or otherwise, nor may these materials be modified or reposted to other sites, without the prior expressed written permission of the publisher.