

- ATTENTION:**
- GENERAL MANAGER
 - PARTS MANAGER
 - CLAIMS PERSONNEL
 - SERVICE MANAGER

IMPORTANT - All Service Personnel Should Read and Initial in the boxes provided, right.

© 2016 Subaru of America, Inc. All rights reserved.



QUALITY DRIVEN® SERVICE

SERVICE BULLETIN

APPLICABILITY: 2000MY to Current, All Models
SUBJECT: Replacement Key and Immobilizer Information

NUMBER: 01-168-09R
DATE: 06/17/09
Revised: 01/10/20

INTRODUCTION

The purpose of this bulletin is to provide replacement key and immobilizer information along with an overview of the Subaru Lock Information web-site.

OVERVIEW OF THE RETAILER-ONLY SUBARU LOCK INFORMATION SITE

The Subaru Lock Information Site (SLIS) is located at <http://lockinfo.subaru.com>, and provides information on how to obtain immobilizer codes and key cut codes for Subaru vehicles from the 2000MY to present. This bulletin identifies the equipment required to initialize (reset) the immobilizer code and cut the key blanks, for both immobilizer and non-immobilizer type keys. Subaru of America began using immobilizer systems in some 2005MY vehicles (please refer to Immobilizer Chart for more detailed information).

KEY BLANK TYPES

Subaru vehicles are equipped with either standard edge cut keys or high security laser cut keys. All high security keys are equipped with an immobilizer device installed. Some standard edge cut keys may or may not be equipped with an immobilizer device. Key blanks can be purchased through normal parts channels. The following page are examples of the Subaru key blank styles:

There are many different styles of key cuts. Be sure to order the correct blank for your particular application and verify your key cutting equipment is compatible. Master keys are shown below.

2005-2007 Legacy & Outback edge cut key w/immobilizer (also available without immobilizer)



2008-2011 Impreza, WRX, & STI and 2012-2014 WRX & STI high security laser cut key w/immobilizer



continued...

CAUTION: VEHICLE SERVICING PERFORMED BY UNTRAINED PERSONS COULD RESULT IN SERIOUS INJURY TO THOSE PERSONS OR TO OTHERS.

Subaru Service Bulletins are intended for use by professional technicians ONLY. They are written to inform those technicians of conditions that may occur in some vehicles, or to provide information that could assist in the proper servicing of the vehicle. Properly trained technicians have the equipment, tools, safety instructions, and know-how to do the job correctly and safely. If a condition is described, DO NOT assume that this Service Bulletin applies to your vehicle, or that your vehicle will have that condition.

SUBARU OF AMERICA, INC. IS ISO 14001 COMPLIANT

ISO 14001 is the international standard for excellence in Environmental Management Systems. Please recycle or dispose of automotive products in a manner that is friendly to our environment and in accordance with all local, state and federal laws and regulations.

2008 Legacy, Outback, and Tribeca edge cut key w/immobilizer and keyless entry



2009-2013 Forester high security laser cut key w/immobilizer




2009 Legacy & Outback and 2009-2014 edge cut key w/immobilizer and keyless entry




2010-2014 Legacy & Outback high security standard laser cut key w/immobilizer and keyless entry



2012+ Impreza, 2013+ Crosstrek and 2014+ Forester, 2015+ Legacy & Outback, and 2015+ WRX & STI edge cut key w/immobilizer and keyless entry



2013+ BRZ edge cut key w/immobilizer and keyless entry



continued...

2013-2014 BRZ keyless access with push-button start system access key with inside cut high security laser cut emergency key, immobilizer, and keyless entry



2013-2014 Legacy & Outback keyless access with push-button start system access key with high security laser cut emergency key, immobilizer, and keyless entry



2014-2015 Forester, 2014 Crosstrek Hybrid, and 2015 WRX & STI keyless access with push-button start system access key with inside cut high security laser cut emergency key, immobilizer, and keyless entry. (Different part number and key cutting code from 2013 BRZ.)



2015+ BRZ, 2015+ Legacy, Outback, Impreza, Crosstrek and 2016+ WRX, WRX STI and Forester keyless access with push button start system access key with single-sided inside cut high security laser cut emergency key, immobilizer, and keyless entry.



continued...

SUBARU VEHICLES EQUIPPED WITH ENGINE IMMOBILIZER SYSTEM

	Baja	Forester	Impreza	Legacy	Outback	Tribeca	BRZ	Crosstrek
2005	n/a	2.5XT	STi	2.5GT	2.5XT, 3.0R	--	--	--
2006	n/a	2.5XT	WRX, STi	All	All	All	--	--
2007	--	2.5XT	WRX, STi	All	All	All	--	--
2008	--	2.5XT	All	All	All	All	--	--
≥ 2009	--	All	All	All	All	All	All	All

WEB SITE ACCESS: AUTOMOTIVE SECURITY PROFESSIONALS

The public-facing locksmith site (linked off of STIS, via the “Immobilizer Key Access” button), is a pay site for lock professionals.

WEB SITE ACCESS: AUTHORIZED SUBARU RETAILERS

Authorized Subaru Retailers can access SLIS through Subarunet (under the Service tab, or by directly following the URL <http://lockinfo.subaru.com>. Access to the immobilizer information is restricted to Subaru Dealership Service Managers and Parts Managers. Access will be granted by using the managers’ SKILS user name. No other employees can access the Subaru Immobilizer Database.

Note: It is the retailers’ responsibility to perform due diligence by entering or deleting employees in the SKILS Dealer Employee Maintenance Database. This is especially true of Service Manager and Parts Manager position changes.

Step by Step Process To Access the Site

- Once on the SLIS home page, the Service Manager or Parts Manager will be asked for their SKILS user name. At that time, if this is the first time he/she has logged on to the web site, the password “Welcome” should be used. He/she will then be prompted to create a new password (this will not change your current SKILS password).
- The Service Manager or Parts Manager will then be prompted to read the disclaimer and answer “accept” or “not accept”. If they answer “not accept”, the system will not let them access the immobilizer information.
- A page will then be displayed, allowing for entry of the full 17 character VIN of the vehicle in question.
- Provided the VIN is found in the database, the immobilizer Security ID along with the key/cutting code will appear.
- A charge of \$2.80 will be incurred for each immobilizer request.

Note: Costs are \$9.95 per transaction, or \$25.95 for a 24 hour subscription access (with no transaction limit).

SOA Warranty will only reimburse an approved warranty claim with an Immobilizer Code access cost of \$2.80 per transaction, as a sublet cost. The public-facing (professional locksmith) web site’s public access fees of \$9.95 and \$25.95 will be reduced to \$2.80 per transaction, if those fees are submitted as a part of a warranty claim.

continued...

NASTF SECURE DATA RELEASE MODEL (SDRM)

Positive Identification Policy

NASTF SDRM Subaru Parts and Service Managers who are registered in the Dealer Employee Maintenance Database and are designated as Registry Vehicle Security Professionals (VSPs) shall comply with the following **Positive Identification Policy** when servicing orders for keys, immobilizer reset, or other anti-theft services for vehicles:

1. **Inform the Customer** - At the time of initial request, ask the customer whether he or she has identification and authority for the service. Inform them of the requirements of this Positive Identification Policy.
2. **Complete the Form** - Upon arrival at the job site or when the customer comes in, the VSP shall complete an *Authorization for Automotive Key Generation and/or Immobilizer System / Anti-Theft Services* form (aka *Form D-1*, page 15) that asks for the name, address, phone number, driver's license, vehicle make, model and year, vehicle license plate number, Vehicle Identification Number (VIN), odometer reading, and disclaimer and signature. An invoice or work order that contains all identifying information, when stapled to a duly signed *Form D-1*, is acceptable for collection of this customer information. Subarunet.com user name should be used in place of LSID.
3. **Verify I.D.** - Verify the customer's valid photo ID and compare to the information provided by the customer on the authorization form. The customer must present a valid state issued driver's license as proof of identity to qualify for use of Registry services.
4. **Verify Authority** - Ask the customer to present proof of entitlement, which shall include at least one of the following: a valid registration certificate, a valid insurance ID card, a valid insurance policy, vehicle title or a certificate of ownership for the vehicle. The name and address on the proof of entitlement document must match the information on the driver's license to qualify for use of Registry services. In the event that necessary documentation is locked within the vehicle, the vehicle may be entered to verify the authority of the requestor. If upon entry to the vehicle, you are unable to verify the authority of the requestor, the vehicle shall be shut and locked. Do not produce a replacement key, do not provide any key related information to the requestor and destroy all information acquired from the automaker during the transaction.
5. **Ask for Signature** - Require the customer to read and sign *Form D-1*(page 15). The customer is attesting to:
 - a. the information given by the customer being correct and truthful,
 - b. the customer having the authority to obtain keys or immobilizer services for the vehicle and,
 - c. the customer agreeing to indemnify and hold harmless the service provider and related parties against liability.
6. **File the Form** - Keep the completed *Form D-1* on file for two (2) years, or longer as required by law.
7. **Compliance with Applicable Laws.** The VSP will take all other actions required by applicable laws. In the event of a conflict between the steps set forth herein and the applicable laws, the VSP should comply with applicable laws.
8. **Sublet work** - A mobile VSP doing work for a body shop, garage, or dealership may accept a legible photocopy of the picture I.D. in order to match it to the registration/title documents. This cannot be a faxed copy. The shop owner or manager must verify the customer's I.D. in person and attest they have done so by signing the bottom of the *Form D-1*

continued...

EQUIPMENT

The Subaru Diagnostic System (SDS) is required to reprogram Subaru immobilizer codes. See the Subaru Technical Information System (STIS) (<http://techinfo.subaru.com>) for more information. Instructions for Immobilizer re-initialization for keys, etc., can be found in the applicable Immobilizer Manual on STIS.

TEACHING OPERATION CODES

A Teaching Operation Code may be needed. The following are the necessary Teaching Codes:

VEHICLE LINE	MODEL YEAR	TEACHING CODE
Legacy	2005-2014	3781
Impreza	2005~07	3178
	2008-2011	3781
Forester	2005~08	3178
	2009-2013	3781
Tribeca	2006-2014	3781

KEY CUTTING MACHINERY RECOMMENDATIONS

Subaru of America recommends the use of the Class C Solutions Group “BD Laser Max” key cutting machine for standard edge cut and high security laser cut keys. Consult <http://subaru.service-solutions.com> for key machine purchases.

BD Laser Max



RETAILER CENTRALIZED KEY CUTTING SERVICE

The Subaru of America Parts Department offers a key cutting service for retailers who have not purchased the key cutting machine. The service program details can be found on Subarunet.com, in the Parts Operations area, using the “*Key Request*” link. Forms, details, and costs are found in this area of Subarunet.com.

continued...

Key Cutting Tips For Using a BD Laser Max

Every Subaru vehicle has a key code that can be found on the original key ring tag and on Subaru.net. This code is known as an indirect (obfuscated) code. To cut a key, the indirect code must be translated to the direct code which is the actual key cutting depth information.

Behind the scenes there is a database for each key type which converts the indirect key codes into the respective direct depth codes required to cut a key. In the past Subaru provided third party companies with this database so they could program their key cutting machines for indirect code cutting. The indirect key code could be typed into the key machine and the key machine would automatically convert the indirect code into the direct depth code and cut the key.

For security reasons Subaru is no longer providing this database. The keys for newer Subaru models must be cut using the direct method. The direct code cut depth information for a given key must be obtained through Subaru Lock Information Service (SLIS).

The following information will guide you through both indirect and direct depth key cutting methods.

Prior to Using Machine

1. Locate model and model year in the Key Type & Cutting Information chart found on the following pages to find the vehicle specific cutting information
2. Note Cut By, Jaw, Cutter Size and Adapter requirement
3. If the Cut By is listed as Code, obtain the key code for the vehicle through Subaru.net or through the SLIS service (listed as Key No in SLIS)
4. If the Cut By is listed as Depth, obtain the Depth Code through the SLIS service (listed as Key Code in SLIS)

Machine Tips

1. To limit the selection to US market vehicles, from the Main menu go to Cars and change region to North America
2. Maintain up-to-date software. Software releases prior to March 2016 will not cut all of the keys listed in this bulletin. Refer to attached BD Laser Max instructions for updating software and sign up for software update alerts at <https://blueclassc.mscdirect.com/acton/form/1684/0039:d-0001/0/index.htm>
3. When inserting a key blank into the jaw, make sure that the jaw is clear of debris
4. Press down on the blank as you tighten the jaw to ensure that the blank is fully seated

Cutting a Subaru Key

1. From the main menu, select CARS
2. Select Subaru
3. Select Subaru model
4. Select the row with the year range and key type
5. If cut by code, select CODES and input the key code
6. If cut by depth, select DIRECT and input the depth code per the input sequence chart
7. Follow the machine prompts to set up the required cutter size and jaw type
8. Follow the machine prompts to set up the tip stop or adapter (if required). For assistance in setting up the tip stop and adapter refer to following pages for more information
9. If application calls for F/G jaw, either a F or G jaw can be used
10. If an original key is available, check that the image of the key cut matches the original key and proceed with cutting the key

continued...

KEY TYPE & CUTTING INFORMATION (Legend for charts on Pages 8-11):

Multiple part numbers = Refer to Electronic Parts Catalog for the correct VIN specific part number

Sub Master = Master Key without remote keyless entry functions

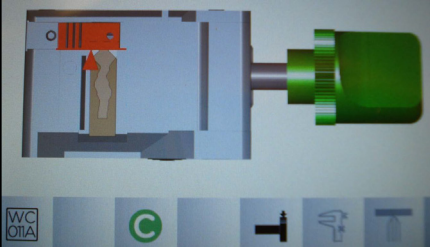
Valet = Door and ignition only. No remote keyless entry functions. Will not unlock glovebox on Forester and Outback, trunk and glovebox on Legacy and 2008-2011 Impreza, and trunk on BRZ

Push-Button Start Emergency = Emergency Key for Keyless Access with Push-Button Start


Pre-cut available = A pre-cut replacement key can be ordered through the TRMI service

Tip Stop Setup for A and C Jaws

A and C jaws use an integrated tip stop that slides into place when required

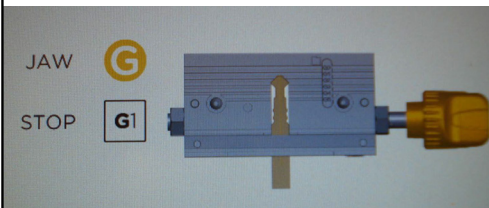


Tip Stop Integrated Into Jaw




Tip Stop Setup for F/G Jaw


F/G jaws use a magnetic tip stop that is placed into the required grooved track



Magnetic Tip Stop

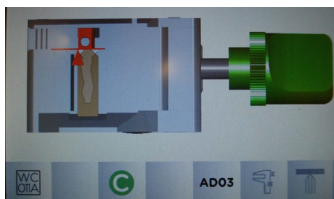


Tip Stop In G1 Position





Adapter (AD03) Setup

4IT 4+4 thin type emergency keys require use of the AD03 adapter that is placed into the jaw as shown prior to inserting the key blank



Adapter AD03



continued...

Model	2008MY	2009MY	2010MY	2011MY	2012MY	2013MY	2014MY	2015MY	2016MY	2017MY	
Key Type & Cutting Information	Master	57497AG070	57497EG080	57497FG160	57497EJ021	57497EJ021	57497EJ021	57497EJ230	57497EJ230	57497EL00A	
	Sub Master	-	-	-	57497EJ090	57497EJ090	57497EJ090 / 57497EJ250	57497EJ250	57497EJ250	57497EL08A	
	Valet	57497FG010	57497FG090	57497FG170	-	-	-	-	-	-	
	Pre-cut available	Yes	Yes	Yes	Yes	Yes	Yes	Yes	Yes	Yes	
	Cut Type	Laser	Laser	Laser	Edge	Edge	Edge	Edge	Edge	Edge	
	Key Type	4ET 5+5	4ET 5+5	4ET 5+5	4ET 5+5	10	10	10	10	10	
	Key Code Series	T0001-3000	T0001-3000	T0001-3000	T0001-3000	32000 - 39999	32000 - 39999	32000 - 39999	32000 - 39999	32000 - 39999	32000 - 39999
	BD Laser Setup	Cut By	Code	Code	Code	Depth	Depth	Depth	Depth	Depth	Depth
	Jaw	A	A	A	A	F/G	F/G	F/G	F/G	F/G	F/G
	Cutter Size	2.5 mm	2.5 mm	2.5 mm	2.5 mm	1.5 mm	1.5 mm	1.5 mm	1.5 mm	1.5 mm	1.5 mm
	Adapter Required	No	No	No	No	No	No	No	No	No	No
	Push Button Start Emergency	-	-	-	-	-	-	-	-	-	-
	Pre-cut available	-	-	-	-	-	-	-	-	-	-
	Cut Type	-	-	-	-	-	-	-	-	-	-
	Key Type	-	-	-	-	-	-	-	-	-	-
Key Code Series	-	-	-	-	-	-	-	-	-	-	
BD Laser Setup	Cut By	-	-	-	-	-	-	-	-	-	
Jaw	-	-	-	-	-	-	-	-	-	-	
Cutter Size	-	-	-	-	-	-	-	-	-	-	
Adapter Required	-	-	-	-	-	-	-	-	-	-	
Key Type & Cutting Information	2018MY	2019MY	2020MY								
Master	57497FL00A	57497XC01A	57497XC01A								
Sub Master	57497FL08A	57497FL08A	57497FL08A								
Valet	-	-	I								
Pre-cut available	Yes	Yes	Yes								
Cut Type	Edge	Edge	Edge								
Key Type	10	10	10								
Key Code Series	32000 - 39999	32000 - 39999	32000 - 39999								
BD Laser Setup	Cut By	Depth	Depth								
Jaw	F/G	F/G	F/G								
Cutter Size	1.5 mm	1.5 mm	1.5 mm								
Adapter Required	No	No	No								
Push Button Start Emergency	57497AL02A	57497AL02A	57497AL02A								
Pre-cut available	Yes	Yes	Yes								
Cut Type	Laser	Laser	Laser								
Key Type	4IT 4+4 thin	4IT 4+4 thin	4IT 4+4 thin								
Key Code Series	90000 - 94999	90000 - 94999	90000 - 94999								
BD Laser Setup	Cut By	Depth	Depth								
Jaw	C	C	C								
Cutter Size	2.5 mm	2.5 mm	2.5 mm								
Adapter Required	Yes	Yes	Yes								

Impreza

continued...

Model	2008MY	2009MY	2010MY	2011MY	2012MY	2013MY	2014MY	2015MY	2016MY	2017MY
Key Type & Cutting Information										
Master	57497AG070	57497AG070	57497G080	57497FG160	57497FG160	57497FG160	57497FG160	57497J021	57497J230	57497J230
Sub Master	-	-	-	-	-	-	-	57497E090	57497E250	57497E250
Valet	57497FG010	57497FG010	57497G090	57497FG170	57497FG170	57497FG170	57497FG170	-	-	-
Pre-cut available	Yes	Yes	Yes	Yes	Yes	Yes	Yes	Yes	Yes	Yes
Cut Type	Laser	Laser	Laser	Laser	Laser	Laser	Laser	Edge	Edge	Edge
Key Type	T0001-3000	4ET 5+5	4ET 5+5	4ET 5+5	4ET 5+5	4ET 5+5	4ET 5+5	10	10	10
Key Code Series	T0001-3000	T0001-3000	T0001-3000	T0001-3000	T0001-3000	T0001-3000	T0001-3000	32000 - 39999	32000 - 39999	32000 - 39999
BD Laser Setup	Cut By	Code	Code	Code	Code	Code	Code	Depth	Depth	Depth
Jaw	A	A	A	A	A	A	A	F/G	F/G	F/G
Cutter Size	2.5 mm	2.5 mm	2.5 mm	2.5 mm	2.5 mm	2.5 mm	2.5 mm	1.5 mm	1.5 mm	1.5 mm
Adapter Required	No	No	No	No	No	No	No	No	No	No
Push Button Start Emergency	-	-	-	-	-	-	T0001-3000	57497E060	57497AL020	57497AL020
Pre-cut available	-	-	-	-	-	-	-	Yes	Yes	Yes
Cut Type	-	-	-	-	-	-	-	Laser	Laser	Laser
Key Type	-	-	-	-	-	-	-	4IT 5+4	4IT 4+4 thin	4IT 4+4 thin
Key Code Series	-	-	-	-	-	-	-	77000 - 78569	90000 - 94999	90000 - 94999
BD Laser Setup	Cut By	-	-	-	-	-	-	Depth	Depth	Depth
Jaw	-	-	-	-	-	-	-	A	C	C
Cutter Size	-	-	-	-	-	-	-	2.5 mm	2.5 mm	2.5 mm
Adapter Required	-	-	-	-	-	-	-	No	Yes	Yes
WRX / STI										
Key Type & Cutting Information										
Master	57497FJ230	57497FJ230	5749VA330							
Sub Master	57497FJ250	57497FJ250	57497FJ250							
Valet	-	-	-							
Pre-cut available	Yes	Yes	Yes							
Cut Type	Edge	Edge	Edge							
Key Type	10	10	10							
Key Code Series	32000 - 39999	32000 - 39999	32000 - 39999							
BD Laser Setup	Cut By	Depth	Depth							
Jaw	F/G	F/G	F/G							
Cutter Size	1.5 mm	1.5 mm	1.5 mm							
Adapter Required	No	No	No							
Push Button Start Emergency	57497AL020	57497AL020	57497AL020							
Pre-cut available	Yes	Yes	Yes							
Cut Type	Laser	Laser	Laser							
Key Type	4IT 4+4 thin	4IT 4+4 thin	4IT 4+4 thin							
Key Code Series	90000 - 94999	90000 - 94999	90000 - 94999							
BD Laser Setup	Cut By	Depth	Depth							
Jaw	C	C	C							
Cutter Size	2.5 mm	2.5 mm	2.5 mm							
Adapter Required	Yes	Yes	Yes							

continued...

Model	2008MY	2009MY	2010MY	2011MY	2012MY	2013MY	2014MY	2015MY	2016MY	2017MY	2018MY
Master	57497FC000	57497SC010	57497SC010	57497A1070	57497A1070	57497A1070	57497F1021	57497F1021	57497F1230	57497F1230	57497F1230
Sub Master	57497FC030	57497SC020	57497SC020	57497A1010	57497A1010	57497A1010	57497SG000	57497SG000	57497SG000	57497SG000	57497SG000
Pre-cut available	No	Yes	Yes	Yes	Yes	Yes	Yes	Yes	Yes	Yes	Yes
Cut Type	Edge	Laser	Laser	Laser	Laser	Laser	Edge	Edge	Edge	Edge	Edge
Key Type	10	4ET 5+5	4ET 5+5	4ET 5+5	4ET 5+5	4ET 5+5	10	10	10	10	10
Key Code Series	30001-37850	T0001-3000	T0001-3000	T0001-3000	T0001-3000	T0001-3000	32000 - 39999	32000 - 39999	32000 - 39999	32000 - 39999	32000 - 39999
BD Laser Setup	Cut By	Code	Code	Code	Code	Code	Depth	Depth	Depth	Depth	Depth
Jaw	F/G	A	A	A	A	A	F/G	F/G	F/G	F/G	F/G
Cutter Size	1.5 mm	2.5 mm	2.5 mm	2.5 mm	2.5 mm	2.5 mm	1.5 mm	1.5 mm	1.5 mm	1.5 mm	1.5 mm
Adapter Required	No	No	No	No	No	No	No	No	No	No	No
Push Button Start Emergency	-	-	-	-	-	-	57497F1060	57497F1060	57497AL020	57497AL020	57497AL020
Pre-cut available	-	-	-	-	-	-	Yes	Yes	Yes	Yes	Yes
Cut Type	-	-	-	-	-	-	Laser	Laser	Laser	Laser	Laser
Key Type	-	-	-	-	-	-	4IT 5+4	4IT 5+4	4IT 4+4 thin	4IT 4+4 thin	4IT 4+4 thin
Key Code Series	-	-	-	-	-	-	77000 - 78569	77000 - 78569	90000 - 94999	90000 - 94999	90000 - 94999
BD Laser Setup	Cut By	Code	Code	Code	Code	Code	Depth	Depth	Depth	Depth	Depth
Jaw	-	-	-	-	-	-	A	C	C	C	C
Cutter Size	-	-	-	-	-	-	2.5 mm	2.5 mm	2.5 mm	2.5 mm	2.5 mm
Adapter Required	-	-	-	-	-	-	No	No	Yes	Yes	Yes
Push Button Start Emergency	57497AL020	57497AL020	57497AL020	57497AL020	57497AL020	57497AL020	57497AL020	57497AL020	57497AL020	57497AL020	57497AL020
Pre-cut available	Yes	Yes	Yes	Yes	Yes	Yes	Yes	Yes	Yes	Yes	Yes
Cut Type	Laser	Laser	Laser	Laser	Laser	Laser	Laser	Laser	Laser	Laser	Laser
Key Type	4IT 4+4 thin	4IT 4+4 thin	4IT 4+4 thin	4IT 4+4 thin	4IT 4+4 thin	4IT 4+4 thin	4IT 4+4 thin	4IT 4+4 thin	4IT 4+4 thin	4IT 4+4 thin	4IT 4+4 thin
Key Code Series	90000 - 94999	90000 - 94999	90000 - 94999	90000 - 94999	90000 - 94999	90000 - 94999	90000 - 94999	90000 - 94999	90000 - 94999	90000 - 94999	90000 - 94999
BD Laser Setup	Cut By	Code	Code	Code	Code	Code	Depth	Depth	Depth	Depth	Depth
Jaw	C	C	C	C	C	C	C	C	C	C	C
Cutter Size	2.5 mm	2.5 mm	2.5 mm	2.5 mm	2.5 mm	2.5 mm	2.5 mm	2.5 mm	2.5 mm	2.5 mm	2.5 mm
Adapter Required	Yes	Yes	Yes	Yes	Yes	Yes	Yes	Yes	Yes	Yes	Yes

Forester

continued...

Model	Key Type & Cutting Information	2008MY	2009MY	2010MY	2011MY	2012MY	2013MY	2014MY	2015MY	2016MY	2017MY	
Crosstrek	Master	-	-	-	-	-	57497F1021	57497F1021	57497F1230	57497F1230	57497F1230	
	Sub Master	-	-	-	-	-	57497F1090	57497F1090 / 57497F1250	57497F1250	57497F1250	57497F1250	
	Valet	-	-	-	-	-	-	-	-	-	-	
	Pre-cut available	-	-	-	-	-	Yes	Yes	Yes	Yes	Yes	
	Cut Type	-	-	-	-	-	Edge	Edge	Edge	Edge	Edge	
	Key Type	-	-	-	-	-	10	10	10	10	10	
	Key Code Series	-	-	-	-	-	32000 - 39999	32000 - 39999	32000 - 39999	32000 - 39999	32000 - 39999	32000 - 39999
	BD Laser Setup	-	-	-	-	-	Depth	Depth	Depth	Depth	Depth	Depth
	Jaw	-	-	-	-	-	F/G	F/G	F/G	F/G	F/G	
	Cutter Size	-	-	-	-	-	1.5 mm	1.5 mm	1.5 mm	1.5 mm	1.5 mm	
	Adapter Required	-	-	-	-	-	No	No	No	No	No	
	Push Button Start Emergency	-	-	-	-	-	-	57497F1060	57497AL020	57497AL020	57497AL020	
	Pre-cut available	-	-	-	-	-	-	Yes	Yes	Yes	Yes	
	Cut Type	-	-	-	-	-	-	Laser	Laser	Laser	Laser	
	Key Type	-	-	-	-	-	-	4IT 5+4	4IT 4+4 thin	4IT 4+4 thin	4IT 4+4 thin	
	Key Code Series	-	-	-	-	-	-	77000 - 78569	90000 - 94999	90000 - 94999	90000 - 94999	
	BD Laser Setup	-	-	-	-	-	-	Depth	Depth	Depth	Depth	
	Jaw	-	-	-	-	-	-	A	C	C	C	
	Cutter Size	-	-	-	-	-	-	2.5 mm	2.5 mm	2.5 mm	2.5 mm	
	Adapter Required	-	-	-	-	-	-	No	Yes	Yes	Yes	
Key Type & Cutting Information	2018MY	2019MY	2020MY									
Master	57497FL000	57497SI050	57497SI050									
Sub Master	57497FL080	57497FL080	57497FL080									
Valet	-	-	-	-	-	-	-	-	-	-	-	
Pre-cut available	Yes	Yes	Yes	Yes	Yes	Yes	Yes	Yes	Yes	Yes	Yes	
Cut Type	Edge	Edge	Edge	Edge	Edge	Edge	Edge	Edge	Edge	Edge	Edge	
Key Type	10	10	10	10	10	10	10	10	10	10	10	
Key Code Series	32000 - 39999	32000 - 39999	32000 - 39999	32000 - 39999	32000 - 39999	32000 - 39999	32000 - 39999	32000 - 39999	32000 - 39999	32000 - 39999	32000 - 39999	
BD Laser Setup	Depth	Depth	Depth	Depth	Depth	Depth	Depth	Depth	Depth	Depth	Depth	
Jaw	F/G	F/G	F/G	F/G	F/G	F/G	F/G	F/G	F/G	F/G	F/G	
Cutter Size	1.5 mm	1.5 mm	1.5 mm	1.5 mm	1.5 mm	1.5 mm	1.5 mm	1.5 mm	1.5 mm	1.5 mm	1.5 mm	
Adapter Required	No	No	No	No	No	No	No	No	No	No	No	
Push Button Start Emergency	57497AL020	57497AL020	57497AL020									
Pre-cut available	Yes	Yes	Yes	Yes	Yes	Yes	Yes	Yes	Yes	Yes	Yes	
Cut Type	Laser	Laser	Laser	Laser	Laser	Laser	Laser	Laser	Laser	Laser	Laser	
Key Type	4IT 4+4 thin	4IT 4+4 thin	4IT 4+4 thin	4IT 4+4 thin	4IT 4+4 thin	4IT 4+4 thin	4IT 4+4 thin	4IT 4+4 thin	4IT 4+4 thin	4IT 4+4 thin	4IT 4+4 thin	
Key Code Series	90000 - 94999	90000 - 94999	90000 - 94999	90000 - 94999	90000 - 94999	90000 - 94999	90000 - 94999	90000 - 94999	90000 - 94999	90000 - 94999	90000 - 94999	
BD Laser Setup	Depth	Depth	Depth	Depth	Depth	Depth	Depth	Depth	Depth	Depth	Depth	
Jaw	C	C	C	C	C	C	C	C	C	C	C	
Cutter Size	2.5 mm	2.5 mm	2.5 mm	2.5 mm	2.5 mm	2.5 mm	2.5 mm	2.5 mm	2.5 mm	2.5 mm	2.5 mm	
Adapter Required	Yes	Yes	Yes	Yes	Yes	Yes	Yes	Yes	Yes	Yes	Yes	

continued...

Model	2008MY	2009MY	2010MY	2011MY	2012MY	2013MY	2014MY	2015MY	2016MY	2017MY	
Key Type & Cutting Information	Master	57497AG35A	57497AG48A	57497AJ00A	57497AJ10A	57497AJ10A	57497AJ10A	57497AL00A	57497AL00A	57497AL00A	
	Sub Master										
	Valet	57497AG12A	57497AG12A	57497AJ01A	57497AJ01A	57497AJ01A	57497AJ01A	57497AJ01A	57497AJ01A	57497AJ01A	
	Pre-cut available	No	No	Yes	Yes	Yes	Yes	Yes	Yes	Yes	
	Cut Type	Edge	Edge	Laser	Laser	Laser	Laser	Edge	Edge	Edge	
	Key Type	10	10	4ET 5+5	4ET 5+5	4ET 5+5	4ET 5+5	10	10	10	
	Key Code Series	30001-37850	30001-37850	T0001-3000	T0001-3000	T0001-3000	T0001-3000	32000 - 39999	32000 - 39999	32000 - 39999	32000 - 39999
	BD Laser Setup	Cut By	Code	Code	Code	Code	Code	Code	Depth	Depth	Depth
	Jaw	F/G	F/G	A	A	A	A	F/G	F/G	F/G	F/G
	Cutter Size	1.5 mm	1.5 mm	2.5 mm	2.5 mm	2.5 mm	2.5 mm	1.5 mm	1.5 mm	1.5 mm	1.5 mm
	Adapter Required	No	No	No	No	No	No	No	No	No	No
	Push Button Start Emergency	-	-	-	-	-	57497AJ11A	57497AJ11A	57497AL02A	57497AL02A	57497AL02A
	Pre-cut available	-	-	-	-	-	Yes	Yes	Yes	Yes	Yes
	Cut Type	-	-	-	-	-	Laser	Laser	Laser	Laser	Laser
	Key Type	-	-	-	-	-	4ET 5+5	4ET 5+5	4IT 4+4 thin	4IT 4+4 thin	4IT 4+4 thin
Key Code Series	-	-	-	-	-	T0001-3000	T0001-3000	90000 - 94999	90000 - 94999	90000 - 94999	
BD Laser Setup	Cut By	Cut By	Code	Code	Code	Code	Code	Depth	Depth	Depth	
Jaw	-	-	-	-	-	A	A	C	C	C	
Cutter Size	-	-	-	-	-	2.5 mm	2.5 mm	2.5 mm	2.5 mm	2.5 mm	
Adapter Required	-	-	-	-	-	No	No	Yes	Yes	Yes	
Legacy											
Key Type & Cutting Information	Master	57497AL27A	57497AL37A	2020MY	57497AN00A						
	Sub Master	-	-	I							
	Valet	57497AL02A	57497AL01A	57497XC00A							
	Pre-cut available	Yes	Yes	Yes							
	Cut Type	Edge	Edge	Edge							
	Key Type	10	10	10							
	Key Code Series	32000 - 39999	32000 - 39999	32000-39999							
	BD Laser Setup	Depth	Depth	Depth							
	Jaw	F/G	F/G	F/G							
	Cutter Size	1.5 mm	1.5 mm	1.5 mm							
	Adapter Required	No	No	No							
	Push Button Start Emergency	57497AL02A	57497AL02A	57497AL02A							
	Pre-cut available	Yes	Yes	Yes							
	Cut Type	Laser	Laser	Laser							
	Key Type	4IT 4+4 thin	4IT 4+4 thin	4IT 4+4 thin							
Key Code Series	90000 - 94999	90000 - 94999	90000 - 94999								
BD Laser Setup	Depth	Depth	Depth								
Jaw	C	C	C								
Cutter Size	2.5 mm	2.5 mm	2.5 mm								
Adapter Required	Yes	Yes	Yes								

continued...

Model	2008MY	2009MY	2010MY	2011MY	2012MY	2013MY	2014MY	2015MY	2016MY	2017MY	
Key Type & Cutting Information	Master	57497AG35A	57497AG48A	57497AJ00A	57497AJ10A	57497AJ10A	57497AJ10A	57497AL00A	57497AL00A	57497AL00A	
	Sub Master										
	Valet	57497AG12A	57497AG12A	57497AJ01A	57497AJ01A	57497AJ01A	57497AJ01A	57497AL01A	57497AL01A	57497AL01A	
	Pre-cut available	No	No	Yes	Yes	Yes	Yes	Yes	Yes	Yes	
	Cut Type	Edge	Edge	Laser	Laser	Laser	Laser	Edge	Edge	Edge	
	Key Type	10	10	4ET 5+5	4ET 5+5	4ET 5+5	4ET 5+5	10	10	10	
	Key Code Series	30001-37850	30001-37850	T0001-3000	T0001-3000	T0001-3000	T0001-3000	T0001-3000	32000 - 39999	32000 - 39999	32000 - 39999
	BD Laser Setup	Cut By	Code	Code	Code	Code	Code	Code	Depth	Depth	Depth
	Jaw	F/G	F/G	A	A	A	A	F/G	F/G	F/G	
	Cutter Size	1.5 mm	1.5 mm	2.5 mm	2.5 mm	2.5 mm	2.5 mm	1.5 mm	1.5 mm	1.5 mm	
	Adapter Required	No	No	No	No	No	No	No	No	No	
	Push Button Start Emergency	-	-	-	-	-	-	-	-	-	-
	Pre-cut available	-	-	-	-	-	-	-	-	-	-
	Cut Type	-	-	-	-	-	-	-	-	-	-
	Key Type	-	-	-	-	-	-	-	-	-	-
Key Code Series	-	-	-	-	-	-	-	-	-	-	
BD Laser Setup	Cut By	Cut By	Code	Code	Code	Code	Code	Code	Code	Code	
Jaw	-	-	-	-	-	-	-	-	-	-	
Cutter Size	-	-	-	-	-	-	-	-	-	-	
Adapter Required	-	-	-	-	-	-	-	-	-	-	
Outback	Master	57497AL27A	57497AL37A	57497AL37A	57497AL37A	57497AJ11A	57497AJ11A	57497AL02A	57497AL02A	57497AL02A	
	Sub Master										
	Valet	57497AL02A	57497AL01A	57497AL01A	57497AL01A	57497AL01A	57497AL01A	57497AL01A	57497AL01A	57497AL01A	
	Pre-cut available	Yes	Yes	Yes	Yes	Yes	Yes	Yes	Yes	Yes	
	Cut Type	Edge	Edge	Edge	Edge	Edge	Edge	Edge	Edge	Edge	
	Key Type	10	10	10	10	10	10	10	10	10	
	Key Code Series	32000 - 39999	32000 - 39999	32000 - 39999	32000 - 39999	32000 - 39999	32000 - 39999	32000 - 39999	32000 - 39999	32000 - 39999	
	BD Laser Setup	Cut By	Depth	Depth	Depth	Depth	Depth	Depth	Depth	Depth	
	Jaw	F/G	F/G	F/G	F/G	F/G	F/G	F/G	F/G	F/G	
	Cutter Size	1.5 mm	1.5 mm	1.5 mm	1.5 mm	1.5 mm	1.5 mm	1.5 mm	1.5 mm	1.5 mm	
	Adapter Required	No	No	No	No	No	No	No	No	No	
	Push Button Start Emergency	57497AL02A	57497AL02A	57497AL02A	57497AL02A	57497AL02A	57497AL02A	57497AL02A	57497AL02A	57497AL02A	
	Pre-cut available	Yes	Yes	Yes	Yes	Yes	Yes	Yes	Yes	Yes	
	Cut Type	Laser	Laser	Laser	Laser	Laser	Laser	Laser	Laser	Laser	
	Key Type	4IT 4+4 thin	4IT 4+4 thin	4IT 4+4 thin	4IT 4+4 thin	4IT 4+4 thin	4IT 4+4 thin	4IT 4+4 thin	4IT 4+4 thin	4IT 4+4 thin	
Key Code Series	90000 - 94999	90000 - 94999	90000 - 94999	90000 - 94999	90000 - 94999	90000 - 94999	90000 - 94999	90000 - 94999	90000 - 94999		
BD Laser Setup	Cut By	Depth	Depth	Depth	Depth	Depth	Depth	Depth	Depth		
Jaw	C	C	C	C	C	C	C	C	C		
Cutter Size	2.5 mm	2.5 mm	2.5 mm	2.5 mm	2.5 mm	2.5 mm	2.5 mm	2.5 mm	2.5 mm		
Adapter Required	Yes	Yes	Yes	Yes	Yes	Yes	Yes	Yes	Yes		

continued...

Model	Key Type & Cutting Information	2008MY	2009MY	2010MY	2011MY	2012MY	2013MY	2014MY	2015MY	2016MY	2017MY		
BRZ	Master	-	-	-	-	-	57497CA110	57497CA110	57497CA310	57497CA310	57497CA310		
	Sub Master	-	-	-	-	-	-	-	-	-	-		
	Valet	-	-	-	-	-	57497CA250	57497CA250	57497CA250	57497CA250	57497CA250		
	Pre-cut available	-	-	-	-	-	Yes	Yes	Yes	Yes	Yes		
	Cut Type	-	-	-	-	-	Edge	Edge	Edge	Edge	Edge		
	Key Type	-	-	-	-	-	10	10	10	10	10		
	Key Code Series	-	-	-	-	-	50000 - 69999	50000 - 69999	50000 - 69999	50000 - 69999	50000 - 69999	50000 - 69999	
	BD Laser Setup	Cut By	-	-	-	-	Code	Code	Code	Code	Code	Code	
	Jaw	-	-	-	-	-	F/G	F/G	F/G	F/G	F/G		
	Cutter Size	-	-	-	-	-	1.5 mm	1.5 mm	1.5 mm	1.5 mm	1.5 mm		
	Adapter Required	-	-	-	-	-	No	No	No	No	No		
	Push Button Start Emergency	-	-	-	-	-	57497CA200	57497CA200	57497AL020	57497AL020	57497AL020		
	Pre-cut available	-	-	-	-	-	Yes	Yes	Yes	Yes	Yes		
	Cut Type	-	-	-	-	-	Laser	Laser	Laser	Laser	Laser		
	Key Type	-	-	-	-	-	4IT 5+5	4IT 5+5	4IT 4+4 thin	4IT 4+4 thin	4IT 4+4 thin		
	Key Code Series	-	-	-	-	-	40000 - 49999	40000 - 49999	90000 - 94999	90000 - 94999	90000 - 94999		
	BD Laser Setup	Cut By	-	-	-	-	Depth	Depth	Depth	Depth	Depth		
	Jaw	-	-	-	-	-	C	C	C	C	C		
	Cutter Size	-	-	-	-	-	2.5 mm	2.5 mm	2.5 mm	2.5 mm	2.5 mm		
	Adapter Required	-	-	-	-	-	No	No	Yes	Yes	Yes		
	Key Type & Cutting Information	2018MY	2019MY	2020MY									
	Master	57497CA310	57497CA310	-									
	Sub Master	-	-	-									
	Valet	57497CA250	57497CA250	-									
Pre-cut available	Yes	Yes	-										
Cut Type	Edge	Edge	-										
Key Type	10	10	-										
Key Code Series	50000 - 69999	50000 - 69999	-										
BD Laser Setup	Cut By	Code	Code										
Jaw	F/G	F/G	-										
Cutter Size	1.5 mm	1.5 mm	-										
Adapter Required	No	No	-										
Push Button Start Emergency	57497AL020	57497AL020	57497AL020										
Pre-cut available	Yes	Yes	Yes										
Cut Type	Laser	Laser	Laser										
Key Type	4IT 4+4 thin	4IT 4+4 thin	4IT 4+4 thin										
Key Code Series	90000 - 94999	90000 - 94999	90000 - 94999										
BD Laser Setup	Cut By	Depth	Depth										
Jaw	C	C	C										
Cutter Size	2.5 mm	2.5 mm	2.5 mm										
Adapter Required	Yes	Yes	Yes										

continued...

Model	Key Type & Cutting Information	2019MY	2020MY						
Ascent	Master	57497XC01A	57497XC01A						
	Sub Master	-	I						
	Valet	57497XC00A	57497XC00A						
	Pre-cut available	Yes	Yes						
	Cut Type	Edge	Edge						
	Key Type	I0	I0						
	Key Code Series	32000 - 39999	32000 - 39999						
	BD Laser Setup	Cut By	Depth	Depth					
		Jaw	F/G	F/G					
		Cutter Size	1.5 mm	1.5 mm					
		Adapter Required	No	No					
	Push Button Start Emergency	57497AL02A	57497AL02A						
	Pre-cut available	Yes	Yes						
	Cut Type	Laser	Laser						
	Key Type	4IT 4+4 thin	4IT 4+4 thin						
Key Code Series	90000 - 94999	90000 - 94999							
BD Laser Setup	Cut By	Depth	Depth						
	Jaw	C	C						
	Cutter Size	2.5 mm	2.5 mm						
	Adapter Required	Yes	Yes						

Model	Key Type & Cutting Information	2008MY	2009MY	2010MY	2011MY	2012MY	2013MY	2014MY
Tribeca	Master	57497AG35A	57497AG48A	57497XA12A	57497XA20A	57497XA20A	57497XA20A	57497XA20A
	Sub Master	-	-	-	-	-	-	-
	Valet	57497AG12A	57497AG12A	57497XA13A	57497XA13A	57497XA13A	57497XA13A	57497XA13A
	Pre-cut available	No	No	No	No	No	No	No
	Cut Type	Edge	Edge	Edge	Edge	Edge	Edge	Edge
	Key Type	I0	I0	I0	I0	I0	I0	I0
	Key Code Series	30001-37850	30001-37850	30001-37850	30001-37850	30001-37850	30001-37850	30001-37850
	BD Laser Setup	Cut By	Code	Code	Code	Code	Code	Code
		Jaw	F/G	F/G	F/G	F/G	F/G	F/G
		Cutter Size	1.5 mm	1.5 mm	1.5 mm	1.5 mm	1.5 mm	1.5 mm
		Adapter Required	No	No	No	No	No	No
	Push Button Start Emergency	-	-	-	-	-	-	-

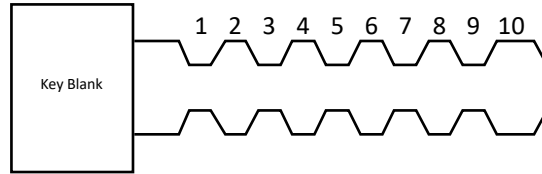
continued...

Depth Code Input Sequence

Edge cut key depth code input sequence

2012MY+ Impreza, 2015MY+ WRX/STI 2013MY+ Crosstrek,
2014MY+ Forester, 2015MY+ Legacy, 2015MY+ Outback

The machine will automatically populate the second row
Depth Code: 1-2-3-4-5-6-7-8-9-10

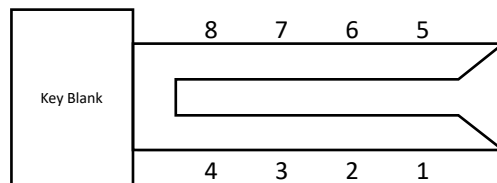


Emergency key depth code input sequence (4IT 4+4 key)

2015MY+ Impreza, 2016MY+ WRX/STI 2015MY+ Crosstrek,
2016MY+ Forester, 2015MY+ Legacy, 2015MY+ Outback,
2015MY+ BRZ

Enter code in reverse order from sequence provided

Depth Code: 1-2-3-4-5-6-7-8

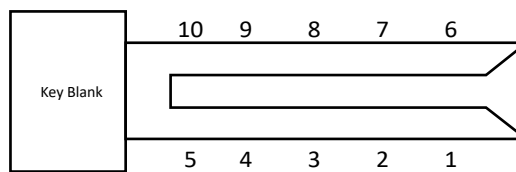


Emergency key depth code input sequence (4IT 5+5 key)

2013-14MY BRZ

Enter code in reverse order from sequence provided

Depth Code: 1-2-3-4-5-6-7-8-9-10

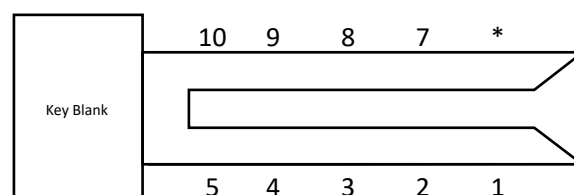


Emergency key depth code input sequence (4IT 5+4 key)

2015MY WRX/STI, 2014MY Crosstrek, 2014-15MY Forester

Enter code in reverse order from sequence provided

Depth Code: 1-2-3-4-5-*7-8-9-10



continued...



BD Laser Max Keyonline Via PC (USB Memory Stick) Update Instruction

USB Memory stick requirements: 2-4 GB flash/thumb drive. Drive must be free of information prior to performing the update.

1. From the main menu select:
 - a. Setup
 - b. Updates
 - c. Keyonline via pc
 - i. Do you want to update the software?
 1. Select “Yes”.
 - ii. Please insert the USB memory stick in to the console and press “OK”.
 1. The BD Laser Max will then transfer a “.csk” file to the USB memory stick.
 - iii. Once the file transfer is complete the machine will display “Please remove the USB memory stick, download the update from Keyonline website on your personal computer and save it on the USB memory stick”
 1. Select “OK” and remove the USB memory stick from the console.
2. Insert USB memory stick in to desktop/laptop.
3. Visit **<http://bdlaser.mscdirect.com/>**
4. Double click “choose file”.
5. Search and select the “.csk” file downloaded from the BD Laser Max and select “open”.
6. Click “request update”
 - a. A dialogue box with the message “This action may require some time. Please wait” will appear. Select “OK”.
7. The update package will then be created.
 - a. Once the package creation is completed select
 - i. For Windows users: Select “SAVE” and then “SAVE AS” under the drive that is associated with your USB drive.
 - ii. For Chrome users: Select the “Show in folder” option, then pull to transfer the file to the USB drive.
8. Once the download/transfer is complete, safely eject the USB memory stick from the desktop/laptop.
9. Return to the BD Laser Max which displays the message “Please insert the USB memory stick containing the update”.
 - a. Insert the USB memory stick and select “OK”.
10. The BD Laser Max will then display the message “Do you want to update the software?”
 - a. Select “yes”.
 - b. Please note: The update process may take some time.
11. Once the update file transfer is complete the machine will display “Software update successfully installed”. Select “OK” then remove the USB memory stick and save for future use.

1301 E. 9th Street Suite, #700 · Cleveland, OH 44114

Email: keymachines@MSCDirect.com · Phone: 866-438-6767

Confidential – Property of Class C Solutions Group, a business of MSC Industrial Supply Co.

continued...

Form D1

AUTHORIZATION FOR AUTOMOTIVE KEY GENERATION and/or IMMOBILIZER SYSTEM/ANTI-THEFT SERVICES

(The LSID Holder must fill out this form, after personally looking at the photo I.D., the registration and the VIN plate on the Vehicle. These forms are to be kept for 2 years in a secured location as per the NASTF positive I.D. Policy. The NASTF Director of Operations will randomly audit these forms to ensure compliance with positive I.D policy. Failure to produce D-1 Forms when requested will result in LSID registry suspension and possible termination.)

I hereby certify that I have the authority to order keys and immobilizer system reset services for the vehicle indicated below. I agree that the information I am providing is true and correct. Further, to the maximum extent permitted by applicable law, I agree to indemnify and hold harmless the service provider listed below and related parties providing security information from any and all liability or claims that may arise from the performance of this service. I further agree to indemnify the automaker and their affiliates, successors, assignees, and nominees from any and all claims, losses, or costs (including reasonable attorney's fees) arising from any acts or omissions of the service provider, the service provider's employees, subcontractors, or agents.

Vehicle Owner/Customer Name: _____

Address: _____

City / State / Zip Code: _____

Telephone: _____

Vehicle Owner/Customer Signature	Date
----------------------------------	------

Driver's License Number ¹	State	Expiration Date
--------------------------------------	-------	-----------------

Other Form of ID (specify type and number): _____

Vehicle Year	Make	Model	Color:
--------------	------	-------	--------

License Plate Number _____ State of Vehicle Registration _____

Vehicle ID Number (VIN) (17 characters)

--	--	--	--	--	--	--	--	--	--	--	--	--	--	--	--	--

Odometer Reading (mileage): _____ (or) Not Available:

For Dealership/Auctions: PO / Stock # _____ / _____

Service Performed: Key cut from code Immobilizer reset Other (describe below) :

VSP/Service Provider Business Name: _____

Phone: _____

Address: _____

City / State / Zip Code: _____

VSP/Technician Name	Subaru.net Username
---------------------	---------------------

VSP/Technician Signature	/ /
--------------------------	-----

Contracting Shop Owner/Manager Signature (Item 8 of the Positive ID Policy)	Date
--	------

¹ **IMPORTANT:** Mobile Service Providers - If the VSP is not present at the time vehicle is received for service by a contracting service facility, the contracting service facility must make a photocopy of the vehicle owner's driver's license and attach to this form. Additionally, a valid registration must be left with the vehicle so that the VSP can verify that the driver's license matches the ownership documentation.