

Entune 3.0 App Suite Connect

Service Category General

Section Pre-Delivery Service

Market USA

Toyota Supports
 ASE Certification 

Applicability

YEAR(S)	MODEL(S)	ADDITIONAL INFORMATION
2021	4Runner, Avalon, Avalon HV, C-HR, Camry, Camry HV, Corolla, Corolla Hatchback, Corolla HV, Highlander, Highlander HV, Mirai, Prius, Prius Prime, RAV4, RAV4 HV, RAV4 Prime, Sequoia, Tacoma, Tundra	

Introduction

An initialization procedure is required to activate the Entune™ 3.0 App Suite Connect for Audio, Audio Plus, and Premium Audio head units before they are used for the first time on new vehicles. The initialization procedure may also be performed under other circumstances, such as following a head unit replacement or after the customer's personal settings are erased.

The initialization procedure requires between 3 and 15 minutes to complete, depending on file size, cellular connection speed, and other factors. Following the initialization procedure, individual Entune™ 3.0 apps may periodically update through an over-the-air update system. Updates are either optional or mandatory. The update procedure will take approximately 1 minute for each app requiring an update. Follow the Initialization/Update Procedure in this bulletin to perform the initialization and app updates.

Entune 3.0 App Suite Connect

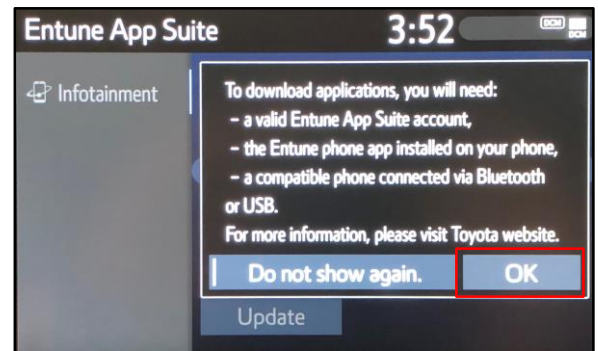
Warranty Information

OP CODE	DESCRIPTION	TIME	OFF	T1	T2
N/A	Not Applicable to Warranty	-	-	-	-

Initialization/Update Procedure

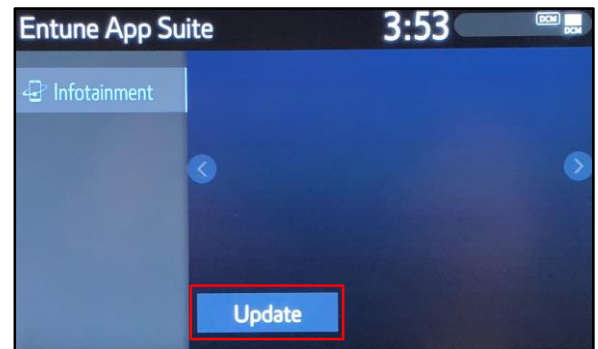
1. Press the APPS button on the head unit.
2. Select OK when the "To download applications, you will need..." pop-up displays.

Figure 1.



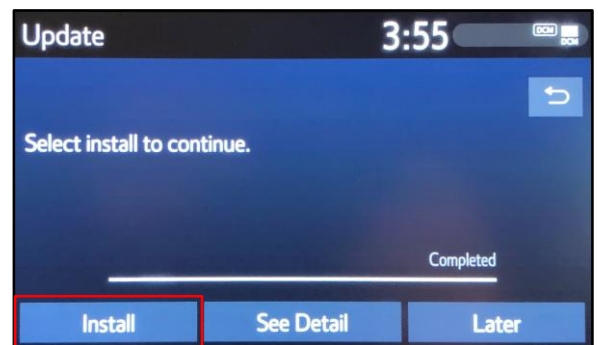
3. Select Update.

Figure 2.



4. Select Install when the download has been completed.

Figure 3.

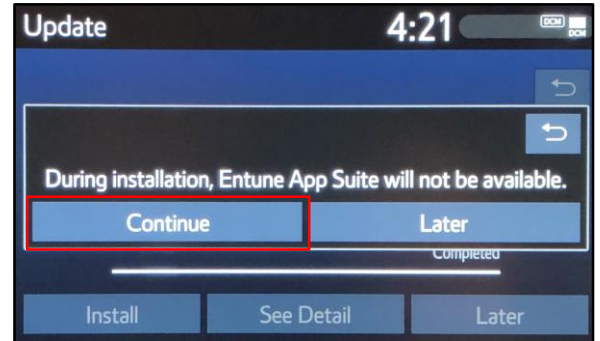


Entune 3.0 App Suite Connect

Initialization/Update Procedure (continued)

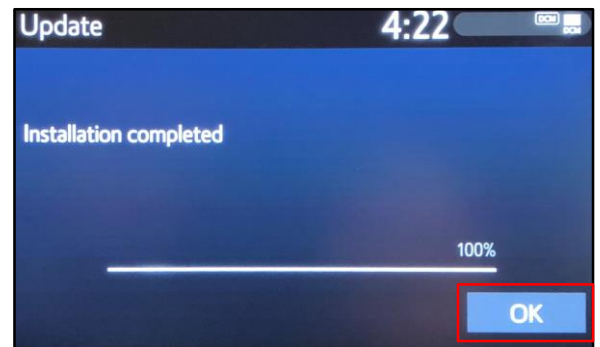
5. Select Continue when the “During installation ...” pop-up displays.

Figure 4.



6. Select OK once the installation has been completed.

Figure 5.



7. Confirm that the installation was successful by pressing the Apps button on the head unit. The installation is ONLY complete if the pop-up message shown in Figure 6 is NOT displayed.

NOTE

- Entune App Suite content varies by model. Some models may have very few Apps or only support Alexa.
- Alexa MUST be installed separately via the Toyota + Alexa smartphone app (not included in this procedure).

Figure 6.

