



Mercedes-Benz

Campaign No. 2020040014, April 2020

TO: ALL MERCEDES-BENZ CENTERS

SUBJECT: **Model 907 (Sprinter), Model Year 2019**
Tire Running Direction

Mercedes-Benz AG (“MBAG”), the manufacturer of Mercedes-Benz and Freightliner vans, has determined that on certain Sprinter vehicles from platform 907 (VS30) with factory-equipped winter tires, the winter tires may not have been installed on the correct side of the vehicle in accordance with manufacturing specifications. As a result, in certain weather conditions, such as on wet roads or in snow, the driving characteristics of the vehicle and the traction of the tire, including water dispersal from the tire, could be affected. Insufficient water drainage from the tires could affect driving performance and tire traction and therefore increase the risk of a crash. An authorized Mercedes-Benz or Freightliner Sprinter dealer will check the respective rotational direction of the tires on the affected vehicles and, if required, implement them if necessary.

Prior to performing this Recall Campaign:

- Please check VMI to determine if the vehicle is involved in the Campaign and if it has been previously repaired.
- Please review the entire Recall Campaign bulletin and follow the repair procedure exactly as described.

Please note that Recall Campaigns **do not expire** and may also be performed on a vehicle with a vehicle status indicator.

Approximately **54** vehicles are involved.

Order No. V-RC-2020040014


This bulletin has been created and maintained in accordance with MBUSA-SLP S423QH001, Document and Data Control, and MBUSA-SLP S424HH001, Control of Quality Records.

Operation no. of the operation texts or standard texts and flat rates





	Op. no.	Operation text	Time (hr)	Acc. no.	
	02 1800	Operations: Check running direction of tires	0.1	40 922 63	
	02 1801	Operations: Remove/install 4 wheel and tire assemblies (after check)	0.7	40 922 63	
	02 1539	Operations: Extra work for: Remove/install 4 wheel and tire assemblies for installation with wheel lift dolly	0.2	40 922 63	
	02 1807	Operations: Remove/install one tire (wheel and tire assemblies removed)	0.4	40 922 63	
	02 1802	Operations: Remove/install 2 tires (wheel and tire assemblies removed)	0.6	40 922 63	

Shown on model 907, left side of vehicle

1 Tires



D40.10-A005-76

 Danger	Risk of death caused by vehicle slipping or toppling off of the lifting platform.	Align vehicle between vehicle lift columns and position the four support plates at the vehicle lift support points specified by the vehicle manufacturer.	AS00.00-Z-0010-01A
Topical note	Information on tires / rims		AH40.10-P-9411-01A
Topical note	General information on rim / tire conversions		AH40.10-P-1050-01A
Topical note	Notes on lug bolts		AH40.10-N-1005-01A
	Check		
1	Check, whether the vehicle is affected by the measure.	 Only the entry in the "Extended VEGA Application" (EVA) system in the "Current" tab is decisive for authorized Mercedes-Benz service partners. An additional test of the affected vehicles in the workshop information system (WIS) or vehicle list is thereby not necessary.	
2	Check running direction of tires (1) on vehicle.	 Pay attention to alignment of tire profiles and running direction arrows. If the running direction is correct on all tires (1), ↓ end the measure. If the running direction is incorrect on one or more tires (1), ↓ Continue with operation step 3.	
	Remove		
3	Raise vehicle.		
Topical note	Special instructions for lifting and supporting vehicle		AH00.60-N-0100-01TS AR00.60-D-1000-04TS
