



Tooling Update for Streetfighter V4

2020 Streetfighter V4 (all versions)



Service Memo

Date: May 29, 2020
To: Dealer Principal, General Manager, Service Manager, North American Dealer Network
From: Richard Kenton, Technical Director

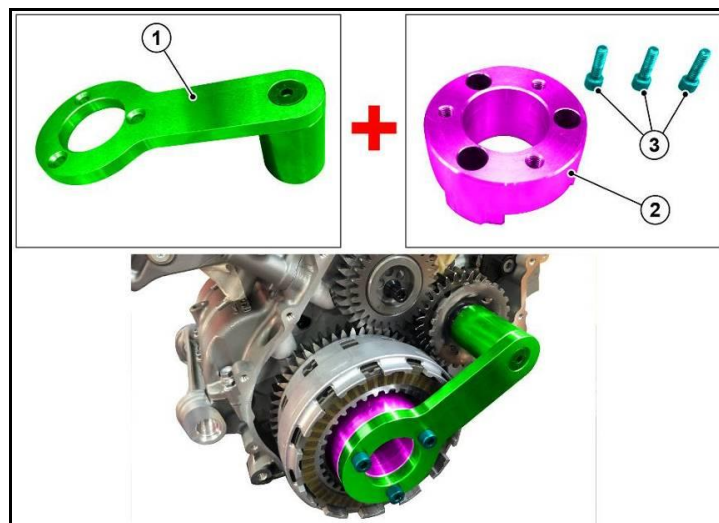
Dear Dealers,

Due to the adoption of a new clutch cover, a new tool Part no. 889450110 is required for tightening the clutch nut; this tool is **mandatory** and was auto shipped by DMH.

For dealers not participating in auto-ship, you must order this tool individually to maintain your required tooling compliance.

PART NO.	DESCRIPTION	IMAGE	APPLICATION
889450110	Tightening tool for clutch hub nut <i>(Streetfighter V4)</i>		

To use the **tool (1)** Part no. 889450110 for tightening the clutch nut on the Desmosedici Stradale engine of the Streetfighter V4 it is necessary to install **hub (2)**. This part is present on tool part no. 887133879 from the 1199 tool kit (an existing required tool in your shop) and is fastened by means of 3 **screws (3)**; therefore, depending on the tool to be used, you should install the suitable **hub (2)**.





Tooling Update for Streetfighter V4 2020 Streetfighter V4 (all versions) Service Memo



NOTE

The hub and its screws are interchangeable for the following tools:

- Part no.887138852: Clutch hub nut tightening tool (Panigale V4)
- Part no.887133879: Clutch hub nut tightening tool (1199 Panigale)
- Part no.889450110: Clutch hub nut tightening tool (Streetfighter V4)

The list of **Ducati Service specific Tools (Ed.02-2020)** has been updated and is available in attachment with this Memo. This document will cancel and replace Ed.11-2019, currently available in the Download Area of the Workshop Manual on DCS.



For questions about this Service Bulletin,
please contact your Service Area Manager.