

# Service Campaign Bulletin



Mercedes-Benz

Campaign No. 2020040015, May 2020

TO: ALL MERCEDES-BENZ CENTERS

SUBJECT: **Model 907 Model Year 2019**  
**Retrofit Adapter on Spare Wheel**

Mercedes-Benz AG ("MBAG"), the manufacturer of Mercedes-Benz and Freightliner vans, has determined that in certain Sprinter vehicles, the adapter on the rear axle that is used for driving with the spare wheel is missing. If the adapter is missing, the operator cannot install the spare wheel on the rear axle. An authorized dealer will retrofit the adapter on spare wheel.

Prior to performing this Service Campaign:

- Please check VMI to determine if the vehicle is involved in the Campaign and if it has been previously repaired.
- Please review the entire Service Campaign bulletin and follow the repair procedure exactly as described.

Approximately **332** vehicles are affected.

Order No. V-SC-2020040015

This bulletin has been created and maintained in accordance with MBUSA-SLP S423QH001, Document and Data Control, and MBUSA-SLP S424HH001, Control of Quality Records.

Service Campaign Bulletin

Service Campaign Bulletin

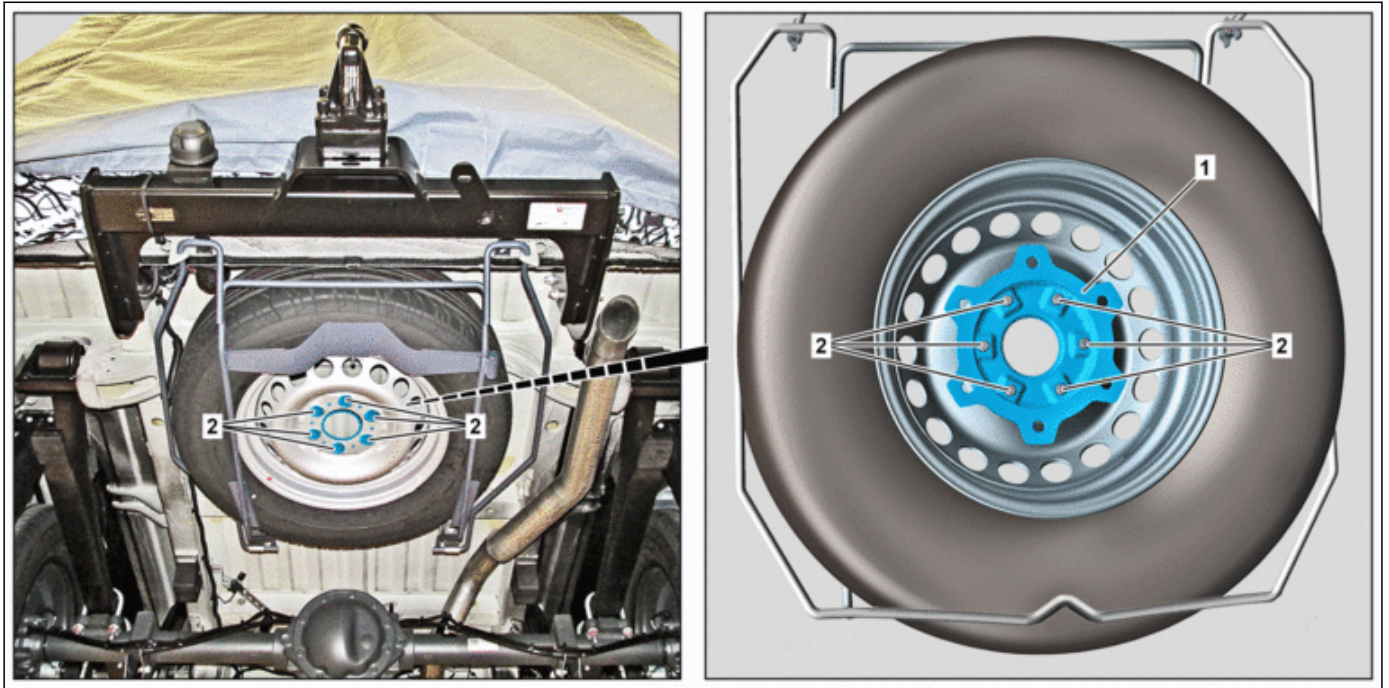
Service Campaign Bulletin

Service Campaign Bulletin

Service Campaign Bulletin

**Operation no. of the operation texts or standard texts and flat rates**

Op. no.	Operation text	Time	Acc. no.
02 1792	Operations: Retrofit adapter on spare wheel	0.4h	40 922 64 7











D40.10-A004-79

1 Disk wheel adapter

2 Spherical collar bolts

<b>Danger</b>	<b>Risk of death</b> caused by vehicle slipping or toppling off of the lifting platform.	Align vehicle between vehicle lift columns and position the four support plates at the vehicle lift support points specified by the vehicle manufacturer.	AS00.00-Z-0010-01A
<b>Topical note</b>	Information on tires / rims		AH40.10-P-9411-01A
<b>Topical note</b>	General information on rim / tire conversions		AH40.10-P-1050-01A
<b>Topical note</b>	Notes on lug bolts		AH40.10-N-1005-01A

	<b>Check</b>		
1	Check, whether the vehicle is affected by the measure.	 Only the entry in the "Extended VEGA Application" (EVA) system in the "Current" tab is decisive for authorized Mercedes-Benz service partners. An additional test of the affected vehicles in the workshop information system (WIS) or vehicle list is thereby not necessary.	
	<b>Remove</b>		
2	Raise vehicle. Special instructions for lifting and supporting vehicle		AH00.60-N-0100-01TS AR00.60-D-1000-04TS
 <b>Topical note</b> 			
3	Remove spare wheel holder with spare wheel.	 Lower spare wheel holder with spare wheel far enough until the disk wheel adapter (1) can be inserted into the spare wheel.	
	<b>Install</b>		
4	Retrofit disk wheel adapter (1).	 Fasten disk wheel adapter (1) to spare wheel using spherical collar bolts (2).	
5	Install spare wheel holder with spare wheel.		
6	Lower vehicle.		AR00.60-D-1000-04TS
			

#### Parts ordering note

Part no.	Designation	Quantity
A 906 401 00 65	Disk wheel adapter	1
A 000 990 24 07	Spherical collar bolt	6