



Technical Service Bulletin

34 Restricted function, DTC P071800 and P081100 are stored in the TCM

34 20 48 2060242/1 August 5, 2020.

Model(s)	Year	VIN Range	Vehicle-Specific Equipment
A6, A7	2019 - 2020	All	0CJ/0CK/0CL/0HL
A5, Q5	2018 - 2020	All	0CJ/0CK/0CL/0HL

Condition

Customer states one or more of the following:

- The "Transmission Malfunction" message is displayed in the instrument cluster.
- Vehicle has no drive.
- Vehicle temporarily does not shift gears up or down.
- The "Transmission Malfunction" message with "Journey can be continued with restrictions" is displayed in the instrument cluster.
- Vehicle is in emergency operation.
- The message "Reverse gear not available" is displayed in the instrument cluster.

Workshop findings:

One or more of the following DTC(s) may be stored in the transmission control module (TCM), J217 (address word 0002):

- **DTC P071800** (Input/Turbine Speed Sensor "A" Circuit Intermittent) with symptom code 20736 (passive/sporadic or active/static).
- **DTC P081100** (strong clutch slip) with symptom code: 20870 (passive/sporadic only).

Technical Background

Not applicable.

Production Solution

Not applicable.



Technical Service Bulletin


Service

DTC P071800 is logged as active/static:

If the DTC "P071800 sender 1 for gearbox input speed, interruption" active/static is stored (Figure 1), the repair in the TSB does not apply to your case. Please complete the Guided Fault Finding test plan for the fault *completely and accurately*. Open an Audi Technical Assistance Center (TAC) case with the test plan attached or uploaded to GFF paperless. Then contact the Audi Technical Assistance Center (TAC) for assistance.

DTC memory entry

Number: P071800: Input/Turbine Speed Sensor "A" Circuit Intermittent

Error type 2: active/static 

Symptom: 20736

Status: 10101111


Figure 1. DTC active/static.

DTC P071800 is logged as passive/sporadic:

1. If the DTC "P071800 sender 1 for gearbox input speed, interruption" passive/sporadic is logged (Figure 2), then replace the gear actuator module (Figure 3) and replace the TCM, J217 (address word 0002) (Figure 4) according to the Elsa repair manual.

DTC memory entry

Number: P071800: Input/Turbine Speed Sensor "A" Circuit Intermittent

Error type 2: passive/sporadic 

Symptom: 20736

Status: 10101000

Figure 2. DTC passive/sporadic.



Technical Service Bulletin

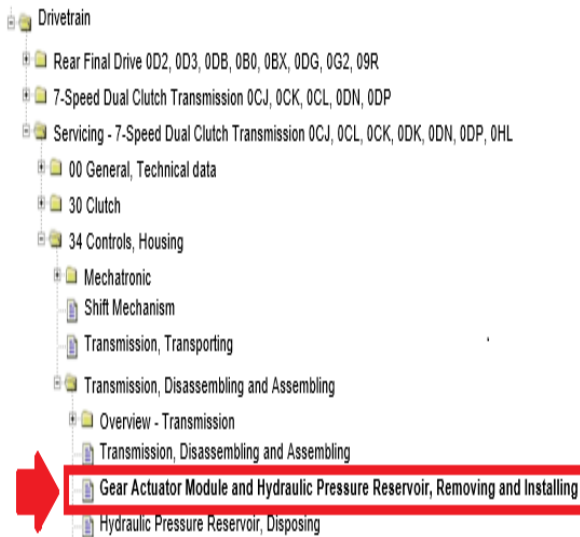


Figure 3. Gear actuator replacement instructions.

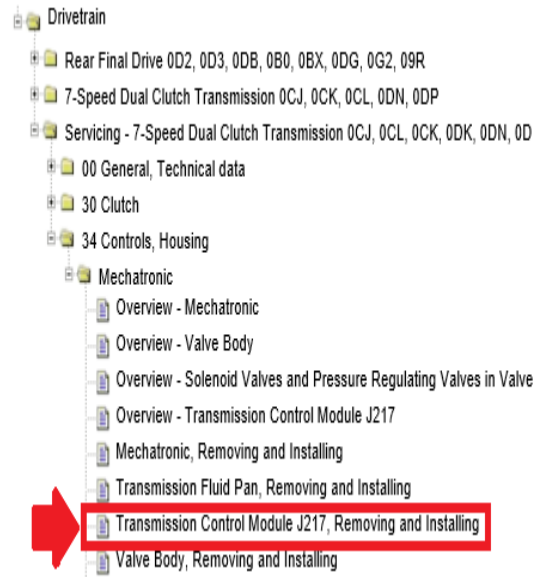


Figure 4. Transmission control module instructions.

2. After replacing the gear actuator module and the TCM, J217 (address word 0002) perform the “control module replacing” test plan in the scan tool.
3. Perform test drive to confirm the repair.

Warranty

Claim Type:	<ul style="list-style-type: none"> • 110 up to 48 Months/50,000 Miles. • G10 for CPO Covered Vehicles – Verify Owner. • If the vehicle is outside any warranty, this Technical Service Bulletin is informational only. 		
Service Number:	3484		
Damage Code:	0016		
Labor Operations:	Remove and install gearbox (See ELSA, labor operations different by model)	3435 XXXX	See SRT with associated operations




Technical Service Bulletin

	Front-wheel drive transmission: repair the gearbox (replace gear actuator and valve body)	3435 4199 (0CK)	610 TU
	Quattro/Quattro ultra: repair the gearbox (replace gear actuator and valve body)	3435 4199 (0CL/0CJ/0HL)	660 TU
Diagnostic Time:	GFF	0150 0000	Time stated on the diagnostic protocol (Max 120 TU)
	Road test prior to service procedure	0121 0002	10 TU
	Road test after service procedure	0121 0004	10 TU
Claim Comment:	As per TSB #2060242/1		

All warranty claims submitted for payment must be in accordance with the *Audi Warranty Policies and Procedures Manual*. Claims are subject to review or audit by Audi Warranty.


Required Parts and Tools

 Note: Please reference the repair manual for additional hardware required for the removal of the transmission. Below are the parts for the gear selector and the TCM and <u>always check with your Parts Department and/or ETKA for the latest information and parts bulletins.</u>			
Part Number	ETKA Illustration and Position #	Part Description	Quantity
See ETKA		Fasteners, Bolts, Nuts, and Screws as needed per the Repair Manual	See ETKA/ELSA
Order to VIN	325-056 or 325 086 Pos. 3	Shift selector	01
WHT006777	325-056 or 325 086 Pos. 5	O-Ring (for accumulator)	01
0CK301378A	325-056 or 325 086 Pos. 6	Oiling Tray	1




Technical Service Bulletin

N 91043601	325-056 or 325 086 Pos. 7, 8, 9 and 18	Hex socket head bolt (combi) –M6X30-	11
Order to VIN	325-056 or 325 086 Pos. 9	Hex socket head bolt M8X40	06
WHT002459	325-056 or 325 086 Pos. 11	Hexagon socket head bolt -M8X40-	20
0CK301463A	325-056 or 325 086 Pos. 14	Gasket for housing	01
Must remove and measure original Lock Ring to order correct part number. See ELSA repair instructions	325-056 or 325 086 Pos. 16	Lock Ring	01
N 10582108	409-070 Pos. 7	Hexagon socket flat head bolt Only For Transmission 0CL	02
WHT002429	409-070 Pos. 8	Hexagon socket head bolt Only For Transmission 0CL	11
WHT002459C	321-062 or 321-065 Pos. 6	Hexagon socket head bolt –M8X40-	12
0CK301461	321-062 or 321-065 Pos. 7	Gasket Multi-plate clutch	01
0CK301164	321-062 or 321-065 Pos.10	Gasket	01
0CK301215	321-062 or 321-065 Pos. 11	Gasket	01
0CK301166	321-062 or 321-065 Pos. 12	Gasket	01
0CK301257A	325-081 Pos.13	Sealing Cap Only For Transmissions 0CK, 0CJ and 0HL	01



Technical Service Bulletin


Order to VIN	325-056 Pos. 25	Radial shaft seal Only For Transmissions 0CJ and OHL	01
Order to VIN	325-055 or 325-85 Pos. 3	Control Unit for Automatic Gearbox	01
N 10801101	325-055 or 325-85 Pos. 4	Hexagon socket flat head bolt	03
N 91127901	325-055 or 325-85 Pos. 5	Hexalobular flange screw M6X25	04
Order to VIN	325-055 or 325-85 Pos. 7	Gasket for oil pan	01
Order to VIN	325-055 or 325-85 Pos. 8	Tube	01
Order to VIN	325-055 or 325-85 Pos. 9	Threaded plug	01
Order to VIN	325-055 or 325-85 Pos. 11	Threaded plug	01
N 91043601	325-055 or 325-85 Pos. 13	Hex socket head bolt -M6X30-	25
Order to VIN	325-055 or 325-85 Pos. 26	Threaded plug	01
0CK301191A	325-055 or 325-85 Pos. 27	Gasket	01
N 91173601	325-055 or 325-85 Pos. 30	Hexalobular flange screw M6X22	04
0CK325444	325-100 Pos. 28	Gasket	01
0CK325445	325-100 Pos. 29	Gasket	01



Technical Service Bulletin

0CK325443	325-100 Pos. 30	Gasket	01
0CK325446	325-100 Pos. 31	Gasket Not needed for A6 vehicles with the 0CK transmission	01
N 91127901	325-100 Pos. 35	Hexalobular flange screw M6X25	03
N 10739402	325-100 Pos. 38	Bolt, hex head with shoulder M6X90X70 (mechatronics bolts)	07
G 055529A2	30-050 or 30-053 or 30-055 or 30-057 Pos. 3	Dual Clutch Gearbox Oil ATF (Automatic Transmission Fluid)	5 (4.35 Max refill)
G 052549A2	30-050 or 30-053 or 30-055 or 30-057 Pos. 2	Transmission oil MTF (Manual Transmission Fluid)	4 (3.8 Max refill)

Tool Number	Tool Description
VAS6100	Shop Crane
T40123A with T40123/2	Dual Clutch Lifting Device with sleeve
T40099	Pressure Stand
T40100	Ruler
VAS6087	Digital Depth Gauge
T40288	Guide Pins - Gearbox -
10-222A/2	Engine Support Bridge - Additional Hooks
T40323	Press Tool
VW771	Slide Hammer Set
T40155	Retaining Strap
10-222A/12	Engine/Gearbox Support Shackle



Technical Service Bulletin

VW637/2	Puller - Grease Cap
VAS1978/14A	Hot Air Blower (Component of VAS1978B)
T40321	Support
T40322A	Cover
T40305	Assembly Tool
T40199	Oil Sump Assembly Pin
VAS6122	Engine Bung Set

Additional Information

All parts and service references provided in this TSB (2060242) are subject to change and/or removal.

©2020 Audi of America, Inc. All rights reserved. Information contained in this document is based on the latest information available at the time of printing and is subject to the copyright and other intellectual property rights of Audi of America, Inc., its affiliated companies and its licensors. All rights are reserved to make changes at any time without notice. No part of this document may be reproduced, stored in a retrieval system, or transmitted in any form or by any means, electronic, mechanical, photocopying, recording, or otherwise, nor may these materials be modified or reposted to other sites without the prior expressed written permission of the publisher.