

WORK DESCRIPTION FOR FIELD MEASURE

Code: 20P5891612

Version: 2.0

Replace exhaust gas cleaning information label

Model 463

Work procedure

1. Open hood
2. Replace exhaust gas cleaning information label (A, Figure 1) on inside of hood.
 - i** In model 463 with engine **M176**, it **must** be part number **A 176 221 09 00** (B, Figure 2).
 - i** In model 463 with engine **M177**, it **must** be part number **A 177 221 17 00** (C, Figure 3).
 - i** If a correct information label has already been applied, no further work is necessary.

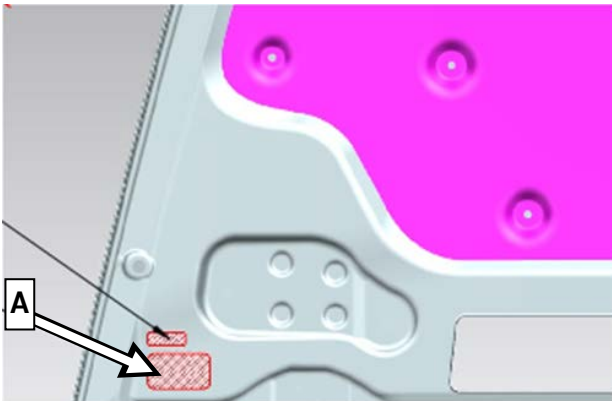


Figure 1

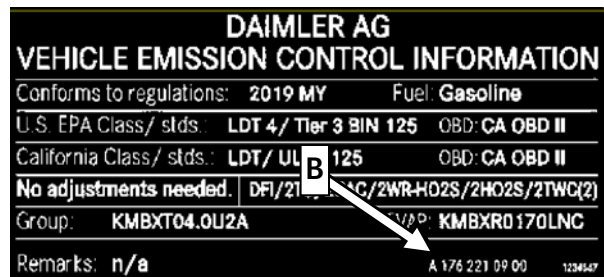


Figure 2, model 463 with engine M176 – A 176 221 09 00

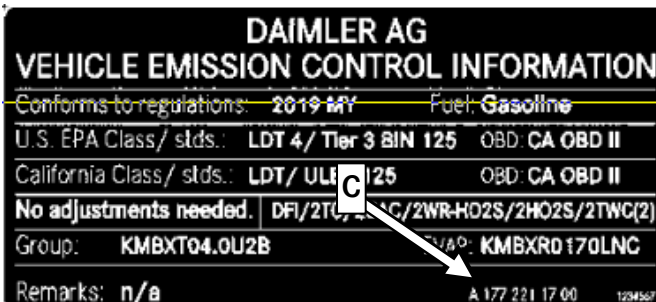


Figure 3, model 463 with engine M177 – A 177 221 17 00

Parts

Quantity	Designation	Part no.
As required (1)	Exhaust gas cleaning information label for model 463 with M176	A 176 221 09 00
As required (1)	Exhaust gas cleaning information label for model 463 with M177	A 177 221 17 00

Information labels must be determined according to VIN via the parts job in the Xentry Portal and ordered

Operation text and flat rate

Operation no.	Operation text	Flat rate	Accounting no./ damage code
02-1408	Apply information label	0.1 h	58 916 12