



Mercedes-Benz

Campaign No. V-RC-2020090005, September 2020

TO: ALL MERCEDES-BENZ CENTERS

SUBJECT: **Model 907 (Sprinter), Model Year 2019**  
**Fuel Delivery Module**

Mercedes-Benz AG (“MBAG”), the manufacturer of Mercedes-Benz and Freightliner vans, has determined that the affected Sprinter vehicles from platform 907 (VS30) might have an open additional nozzle on the fuel delivery module (fuel pump). If the vehicle is equipped with an open additional nozzle on the fuel delivery module, there is a risk that fuel could leak from the vehicle. Fuel leaking from the vehicle onto the roadway could increase the risk of a crash to surrounding vehicles. MBAG has determined that the condition does not pose an enhanced risk of fire because the fuel leak is not in the vicinity of any potential ignition sources. An authorized Mercedes-Benz or Freightliner Sprinter dealer will check for the additional nozzle on the fuel delivery module and install a closure onto the nozzle as needed.

Prior to performing this Recall Campaign:

- Please check VMI to determine if the vehicle is involved in the Campaign and if it has been previously repaired.
- Please review the entire Recall Campaign bulletin and follow the repair procedure exactly as described.

Please note that Recall Campaigns **do not expire** and may also be performed on a vehicle with a vehicle status indicator.


Approximately **46** vehicles are involved.

Order No. V-RC-2020090005

This bulletin has been created and maintained in accordance with MBUSA-SLP S423QH001, Document and Data Control, and MBUSA-SLP S424HH001, Control of Quality Records.

Operation no. of the operation texts or standard texts and flat rates







Category	Op. no.	Operation text	Time	Damage Code	Code
L	02 1989	Operations: Seal connection fitting of fuel delivery module	0.3hr	09 912 51	VS3KRAST UF



D47.20-A016-79

- |   |                    |   |                   |
|---|--------------------|---|-------------------|
| 1 | Fuel delivery unit | 3 | Plug-in connector |
| 2 | Connection fitting | 4 | Fuel tank         |

	Check		
1	Check whether vehicle is affected by measure		For authorized Mercedes-Benz service partners, only the entry in the "Extended VEGA Application" (EVA) system, in the "Current" tab, is decisive. An additional test of the affected vehicles in the workshop information system (WIS) or vehicle list is thereby not necessary.

2	Raise vehicle. Special instructions for lifting and supporting vehicle		AH00.60-N-0100-01TS AR00.60-D-1000-04TS
 AR			
	<b>Clean</b>		
3	Clean connection fitting (2) of fuel delivery unit (1).	Assembly cleaner	<a href="#">BR00.45-Z-1028-04A</a>
	<b>Install</b>		
4	Seal connection fitting (2).	<p> Attach connector coupling (3) to connection fitting (2). Ensure that connector coupling (3) engages correctly.</p> <p> Connection fitting (2) can also be accessed without lowering the fuel tank. If necessary, use a mirror to help.</p>	
	<b>Clean</b>		
5	Clean fuel tank (3) from outside.	If fuel has leaked out of connection fitting (2). Assembly cleaner	<a href="#">BR00.45-Z-1028-04A</a>
6	Lower vehicle.		

#### Repair materials

Number	Designation	Order number
BR00.45-Z-1028-04A	Assembly cleaner( <b>Check dealer stock before ordering</b> )	A 000 986 56 01

#### Parts ordering note

Part no.	Designation	Quantity
A 005 997 54 89	Plug-in connector	1