

ATTENTION:

- GENERAL MANAGER
- PARTS MANAGER
- CLAIMS PERSONNEL
- SERVICE MANAGER

IMPORTANT - All Service Personnel Should Read and Initial in the boxes provided, right.

© 2020 Subaru of America, Inc. All rights reserved.



QUALITY DRIVEN® SERVICE

SERVICE BULLETIN

APPLICABILITY: 2015-20MY WRX and WRX STI

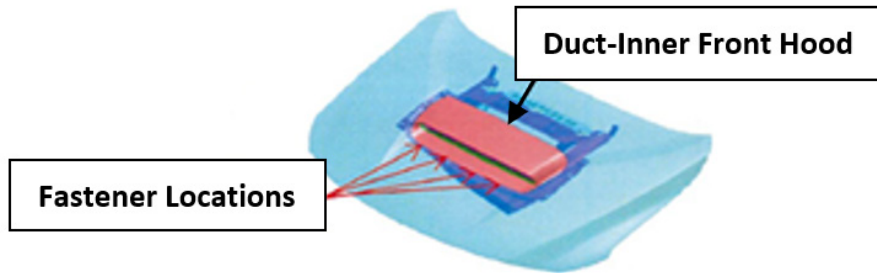
NUMBER: 12-305-20

SUBJECT: Front Hood Intake Duct- Design Change

DATE: 12/07/2020

INTRODUCTION:

This bulletin announces a design change made to the front hood air intake duct used on the models listed above. The new duct utilizes larger holes at the attachment points to facilitate the use of mounting bolts with a larger shoulder (boss) diameter as shown (in green) in the illustrations below. For this reason, the new mounting bolts are not interchangeable and cannot be used with the original style duct.

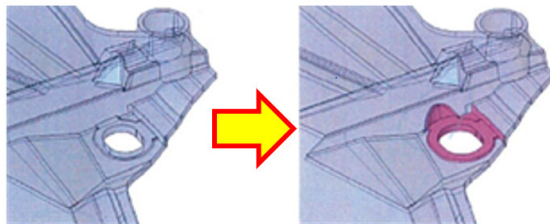


PRODUCTION CHANGE INFORMATION:

The new duct and mounting bolts were incorporated into production starting with VIN L9819487.

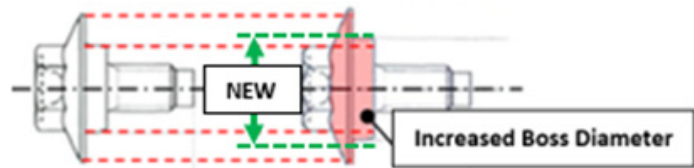
PART INFORMATION:

- New Mounting Bolt: **901020030**
- New Duct-Inner Front Hood: **57253VA011**



OLD DUCT

NEW DUCT



OLD BOLT

NEW BOLT

CAUTION: VEHICLE SERVICING PERFORMED BY UNTRAINED PERSONS COULD RESULT IN SERIOUS INJURY TO THOSE PERSONS OR TO OTHERS.

Subaru Service Bulletins are intended for use by professional technicians ONLY. They are written to inform those technicians of conditions that may occur in some vehicles, or to provide information that could assist in the proper servicing of the vehicle. Properly trained technicians have the equipment, tools, safety instructions, and know-how to do the job correctly and safely. If a condition is described, DO NOT assume that this Service Bulletin applies to your vehicle, or that your vehicle will have that condition.

Subaru of America, Inc. is ISO 14001 Compliant

ISO 14001 is the international standard for excellence in Environmental Management Systems. Please recycle or dispose of automotive products in a manner that is friendly to our environment and in accordance with all local, state and federal laws and regulations.

Continued...

REMINDER: Always order the most up-to-date replacement parts based on the specific VIN being repaired.

SERVICE PROCEDURE / INFORMATION:

REMINDER: Customer satisfaction and retention starts with performing quality repairs.

The service procedures for hood duct replacement remain unchanged. Always refer to the applicable Service Manual and review the full requirements of the repair being performed. Service Manual procedures contain information critical to performing an effective repair the first time, every time. This includes but is not limited to important SAFETY precautions, proper inspection criteria, necessary special tools, required processes and related one-time-use parts needed for a complete and lasting repair.

WARRANTY / CLAIM INFORMATION:

For vehicles within the Basic New Car Limited Warranty period, this repair may be submitted using the following claim information:

Labor Description	Labor Operation #	Labor Time	Fail Code
HOOD GRILLE UPPER DUCT R&R	A915-182	0.3	XIW-29

IMPORTANT REMINDERS:

- SOA strongly discourages the printing and/or local storage of service information as previously released information and electronic publications may be updated at any time.
- Always check for any open recalls or campaigns anytime a vehicle is in for servicing.
- Always refer to STIS for the latest service information before performing any repairs.