

971, 9YA– Requested Active Charcoal Container Replacement in Connection with Tank Vent Valve Replacement for P044100/ P044200

Vehicles Affected

Models	Model Year	Model Type	VIN Range	Vehicle-Specific Equipment
Panamera	2017 - 2020	971	N/A	N/A
Cayenne	2019 - 2020	9YA	N/A	N/A

Revision History

Revision	Release Date	Changes
0	December 10, 2020	Original document

Condition

A faulty Tank Ventilation Valve or Line can trigger the malfunction indicator lamp (MIL) for numerous reasons, for example the DME faults "P044100 - EVAP Emission Control System Incorrect Purge Flow" and/or "P044200 - EVAP Emission Control System (Small Leak) Leak Detected". In such instances, where the repair necessitates replacement of the Breather Line, this ATI kindly requests replacement of the attached filter elements shown below, to allow for analysis and testing on filter element.

Technical Background

In addition to the analyses of faulty Breather Lines, an associated analysis of the attached filter element is also requested for investigative purposes.

Service Information 971

Please replace the Breather Line (Part 22) shown below.

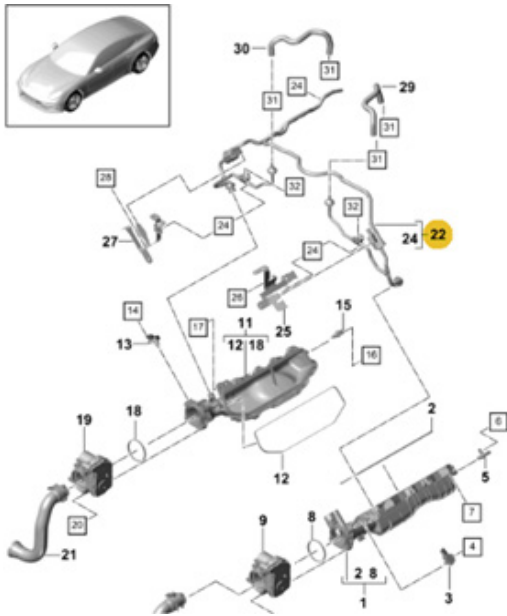


Figure 1

Breather Line Requested for Replacement 971

Please note, PET (Porsche Ersatzteil Catalogue) should be consulted for use of the most current part.

In the same PQIS entry and warranty request used to replace the Breather Line insuring the proper repair of the vehicle, please replace the filter element (Part 5) shown below. (The filter element can be replaced by ordering the pre-assembled unit represented by Assembly "4" in Figure 2.)

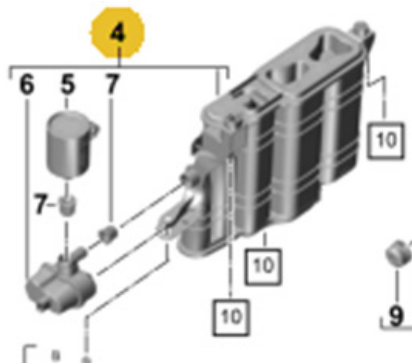


Figure 2

Activated Charcoal Container for replacement with the Breather Line 971

Please note, PET (Porsche Ersatzteil Catalogue) should be consulted for use of the most current part.

Service Information 9YA

Please replace the Breather Line (Part 22) shown below.

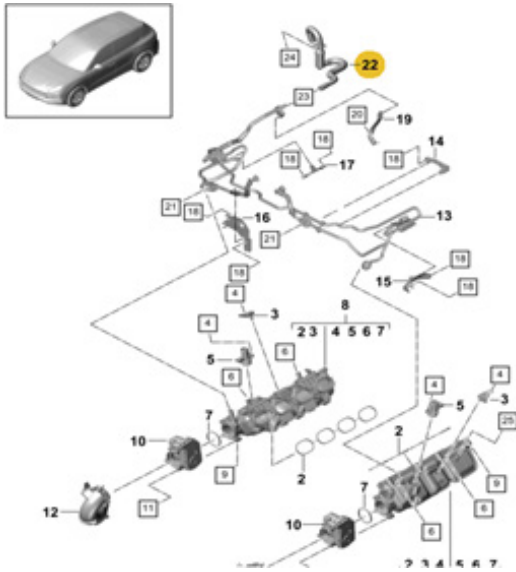


Figure 3

Breather Line Requested for Replacement 9YA

In the same PQIS entry and warranty request to replace the Breather Line to properly repair the vehicle, please replace the charcoal container (Part 1) shown below.

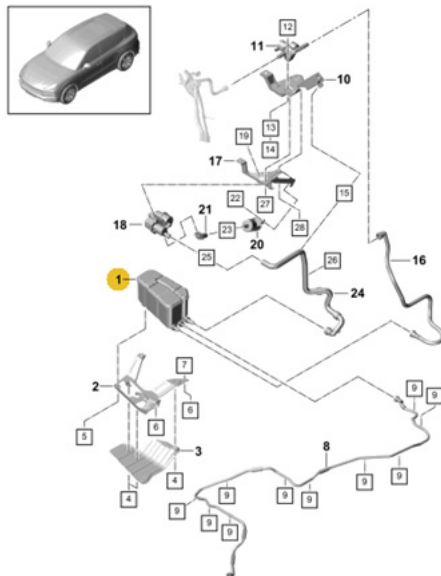


Figure 4

Activated Charcoal Container for replacement with the Breather Line 9YA

Please note, PET (Porsche Ersatzteil Catalogue) should be consulted for use of the most current part.

Warranty

As always, please document the repair completely in PQIS.

For this repair, please code the "cause" as follows:

Cause location: 20230 Tank vent

Cause symptom: 5021 Not airtight

Use the following troubleshooting labor operation:

Please use the labor operation(s) already employed to replace the breather line and filter.
971

20231910 - Tank vent remove and reinstall

20251950 - Carbon canister remove and reinstall

9YA

20231960 - Tank vent remove and reinstall

20251900 - Carbon canister remove and reinstall

Search Items

Charcoal, Breather Line, DME, G2, E3, P044100, P044200, EVAP, MIL

Important Notice: Technical Bulletins issued by Porsche Cars North America, Inc. are intended only for use by professional automotive technicians who have attended Porsche service training courses. They are written to inform those technicians of conditions that may occur on some Porsche vehicles, or to provide information that could assist in the proper servicing of a vehicle. Porsche special tools may be necessary in order to perform certain operations identified in these bulletins. Use of tools and procedures other than those Porsche recommends in these bulletins may be detrimental to the safe operation of your vehicle, and may endanger the people working on it. Properly trained Porsche technicians have the equipment, tools, safety instructions, and know-how to do the job properly and safely. Part numbers listed in these bulletins are for reference only. The work procedures updated electronically in the Porsche PIWIS diagnostic and testing device take precedence and, in the event of a discrepancy, the work procedures in the PIWIS Tester are the ones that must be followed.
