



Technical Service Bulletin

85 Proper instrument panel vent removal instructions

85 20 23 2061673/1 December 16, 2020.

| Model(s) | Year | VIN Range | Vehicle-Specific Equipment |
|--------------|-------------|-----------|----------------------------|
| A3, S3 | 2017 – 2020 | All | Not Applicable |
| A3 Cabriolet | 2017 - 2019 | All | Not Applicable |
| A3 e-tron | 2017 - 2018 | All | Not Applicable |

Condition

The instrument panel vents can easily be damaged if removed incorrectly.

Technical Background

If the instrument panel vent is removed by prying from the adjustment ring the outlet mechanics are permanently damaged. The ring is dislodged from the detents and adjustment is no longer possible (Figure 1).



Figure 1. Incorrect removal method for the instrument panel vent.

Production Solution

Not applicable.



Technical Service Bulletin

Service

1. Correct removal of the instrument panel vents is specified in ElsaPro and requires the use of (2) T40207 hook tools, (2) 3438 T-Handle Hooks or (2) fabricated hook tools (Figure 2).



Figure 2. T40207 Hook tool

2. Alternative tool for instrument panel vent removal (Figure 3).



Figure 3. 3438 T-Handle Hook



Technical Service Bulletin

3. Insert each hook carefully through the slats in the diffuser, engage the center crossbrace and pull outward (Figure 4).

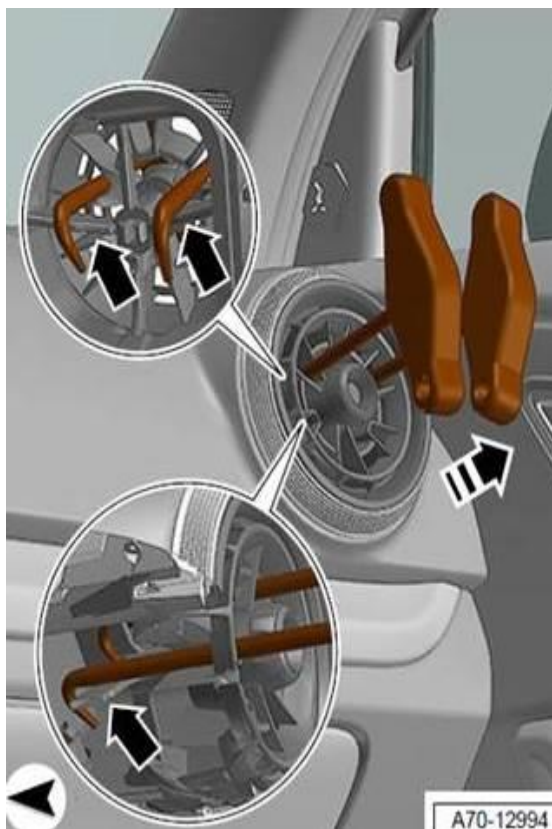


Figure 4. Correct removal of the instrument panel vents.



Warranty

This TSB is informational only and not applicable to any Audi Warranty.



Technical Service Bulletin

Required Parts and Tools

| Tool Number | Tool Description |
|-------------|---|
| T40207 |  Hook Tool |
| -or- | |
| 3438 |  T-Handle Hook |

Additional Information

All part and service references provided in this TSB (2061673) are subject to change and/or removal. Always check with your Parts Department and/or ETKA for the latest information and parts bulletins. Please check the Repair Manual for fasteners, bolts, nuts, and screws that require replacement during the repair.

©2020 Audi of America, Inc. All rights reserved. The information contained in this document is based on the latest information available at the time of printing and is subject to the copyright and other intellectual property rights of Audi of America, Inc., its affiliated companies and its licensors. All rights are reserved to make changes at any time without notice. No part of this document may be reproduced, stored in a retrieval system, or transmitted in any form or by any means, electronic, mechanical, photocopying, recording, or otherwise, nor may these materials be modified or reposted to other sites, without the prior expressed written permission of the publisher.