



Mercedes-Benz

Campaign No. 2021010005, January 2021

TO: ALL MERCEDES-BENZ CENTERS

SUBJECT: **Model 907 (Sprinter), Model Year 2019**  
Engine Hood & Headlamp Adjusters

Mercedes-Benz AG (“MBAG”), the manufacturer of Mercedes-Benz and Freightliner vans, has determined that a single platform 907 (VS30) Sprinter vehicle has an engine hood that was installed outside of the manufacturing specifications. For this vehicle, the cover to the headlamp horizontal adjustment was not provided. An authorized Mercedes-Benz Sprinter dealer will replace the engine hood as well as check the settings of the headlamps and install the cover for the horizontal adjustment mechanism on the affected vehicle.

Prior to performing this Recall Campaign:

- Please check VMI to determine if the vehicle is involved in the Campaign and if it has been previously repaired.
- Please review the entire Recall Campaign bulletin and follow the repair procedure exactly as described.

Please note that Recall Campaigns **do not expire** and may also be performed on a vehicle with a vehicle status indicator.

Approximately 1 vehicles are involved.

Order No. V-RC-2021010005

This bulletin has been created and maintained in accordance with MBUSA-SLP S423QH001, Document and Data Control, and MBUSA-SLP S424HH001, Control of Quality Records.

**Model 907**  
**with code ZU7 (National version for Canada)**

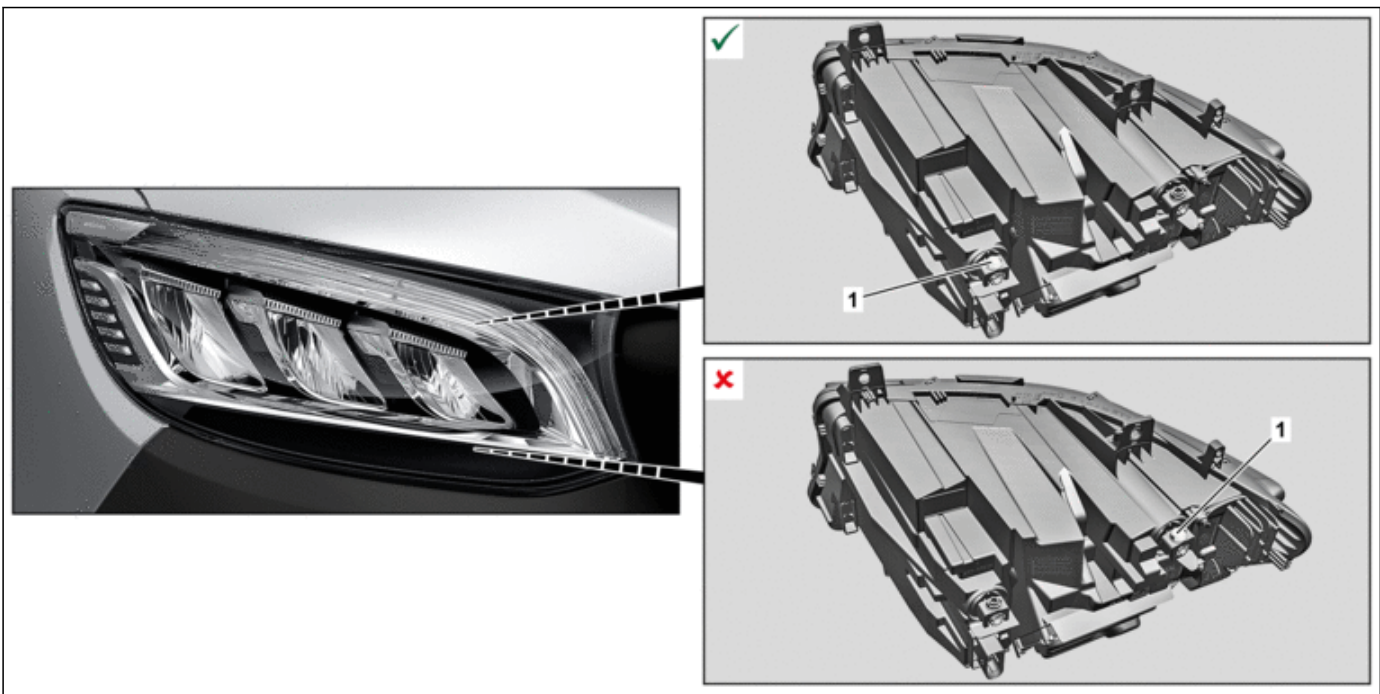
**Model 907**  
**with code ZU8 (National version for USA)**

**Operation no. of the operation texts or standard texts and flat rates**

Category	Op. no.	Operation text	Time	Acc. no.	Code
L	02 1194	Operations: Replace engine hood	3.7 hrs	88 920 66	VS3SCHAU BE
L	02 1247	Operations: Modify 2 cover caps on headlamps at right and left (after check)	0.3 hrs	88 920 66	VS3SCHAU BE

Information on operation item **G 02 1194**: Time values for performing painting work are already taken into account in this operation item.







Information on operation item **V 02 1247**: Time values for checking and adjusting the headlamps are already taken into account in this operation item.



**Shown on right LED high-performance headlamp**

1 Cover cap

D88.40-A003-79

 <b>Warning</b>	<b>Risk of injury</b> caused by fingers being jammed or pinched when removing, installing or aligning hoods, doors, trunk lid/rear-end door or sliding roof.	No parts of the body or limbs should be within the operating area when the components are moving.	AS00.00-Z-0011-01A
	<b>Check</b>		
1	Check, whether the vehicle is affected by the measure.	 For authorized Mercedes-Benz service partners, only the entry in the Extended VEGA Application (EVA) system, in the "Current" tab, is decisive. An additional test of the affected vehicles in the workshop information system (WIS) or vehicle list is thereby not necessary.	
2	Check installation position of cover cap (1) on headlamps at left and right.	If respective cover cap (1) is correctly installed on headlamps, ↓ continue with operation step 4. If respective cover cap (1) is not correctly installed on headlamps, ↓ remove affected cover cap (1) from adjustment screw for vertical adjustment of headlamp and attach to adjustment screw for horizontal headlamp adjustment (see picture for correct installation position). If the respective cover cap (1) on the headlamps is missing, ↓ attach new cover cap (1) to adjustment screw for horizontal adjustment of headlamp (see picture for correct installation position).	
	<b>Replace</b>		
3 	Replace engine hood.		AR88.40-D-3000TS
	<b>Check</b>		
4 	Check/correct position of headlamps.		AR82.10-D-1131TS

**Parts ordering note**

<b>Part no.</b>	<b>Designation</b>	<b>Quantity</b>
A 907 880 60 00	Engine hood	1
A 001 988 03 25	Snap-in fastener	n. B.
A 000 997 22 14	Cover cap	n. B.